



# PAC-12 CONFERENCE

1350 Treat Blvd., Suite 500, Walnut Creek, CA 94597

PAC-12.COM

925.932.4411

**For Immediate Release:** November 19, 2012

**Contacts:** Dave Hirsch (dhirsch@pac-12.org), Alex Kaufman (akaufman@pac-12.org)

## 2012 PAC-12 FOOTBALL STANDINGS

NORTH	PAC-12				OVERALL				Home	Road	Neut.	vs. Div	Streak
	W-L	Pct.	PF	PA	W-L	Pct.	PF	PA					
Oregon	7-1	.875	400	167	10-1	.909	562	240	6-1	4-0	0-0	3-1	Lost 1
Stanford	7-1	.875	225	136	9-2	.818	308	186	6-0	3-2	0-0	4-1	Won 5
Oregon State	6-2	.750	243	155	8-2	.800	295	186	5-0	3-2	0-0	2-2	Won 1
Washington	5-3	.625	182	189	7-4	.636	258	255	5-1	2-3	0-0	3-1	Won 4
California	2-7	.222	174	300	3-9	.250	276	397	2-5	1-4	0-0	1-4	Lost 5
Washington State	0-8	.000	149	299	2-9	.182	214	376	1-4	1-5	0-0	0-4	Lost 8
SOUTH	W-L	Pct.	PF	PA	W-L	Pct.	PF	PA	Home	Road	Neut.	vs. Div	Streak
UCLA	6-2	.750	293	215	9-2	.818	415	275	5-1	4-1	0-0	5-0	Won 5
USC	5-4	.556	306	234	7-4	.636	397	273	4-1	2-3	1-0	3-2	Lost 1
Arizona	4-4	.500	274	315	7-4	.636	413	370	6-1	1-3	0-0	3-1	Won 2
Arizona State	4-4	.500	268	210	6-5	.545	396	254	4-2	2-3	0-0	2-2	Won 1
Utah	2-6	.250	193	218	4-7	.364	278	266	4-2	0-5	0-0	0-4	Lost 2
Colorado	1-7	.125	120	389	1-10	.091	179	510	0-5	1-4	0-1	0-4	Lost 7

## UCLA TO REPRESENT THE SOUTH DIVISION IN THE PAC-12 FCG STANFORD CONTROLS ITS OWN DESTINY IN THE NORTH DIVISION

BRAGGING RIGHTS FOR THE APPLE CUP, TERRITORIAL CUP, CIVIL WAR, AND SHILLELAGH ARE ON THE LINE

### This Week's Schedule

**Fri., Nov. 23**

Ranking	Game	Site	Time/TV	Series/Last Meeting
--/--	UTAH (4-7)	Folsom Field (53,613)	1 p.m. MT	COLO leads, 31-24-3
--/--	at COLORADO (1-10)	Boulder, Colo.	FX	COLO, 17-14 (2011)
t28/t28	WASHINGTON (7-4)	Martin Stadium (32,248)	12:30 p.m. PT	WASH leads, 67-31-6
--/--	at WASHINGTON STATE (2-9)	Pullman, Wash.	FOX	WASH, 38-21 (2011)
--/--	ARIZONA STATE (6-5)	Arizona Stadium (51,811)	8 p.m. MT	ARIZ leads, 47-37-1
30/34	at ARIZONA (7-4)	Tucson, Ariz.	ESPN	ARIZ, 31-27 (2011)

**Sat., Nov. 24**

5/4	OREGON (10-1)	Reser Stadium (45,674)	12 noon p.m. PT	ORE leads, 59-46-10
16/17	at OREGON STATE (8-2)	Corvallis, Ore.	P12N	ORE, 49-21 (2011)
11/11	STANFORD (9-2)	Rose Bowl (91,500)	3:30 p.m. PT	STAN leads, 45-34-3
15/16	at UCLA (9-2)	Pasadena, Calif.	FOX	STAN, 48-7 (2011)
1/1	Notre Dame (11-0)	L.A. Memorial Coliseum (93,607)	5 p.m. PT	ND leads, 43-35-5*
31/t30	at USC (7-4)	Los Angeles, Calif.	ABC	USC, 31-17 (2011)

Rankings listed (AP/Coaches poll); Game times local to site. \* - One win later vacated.

**PAC-12 FOOTBALL CHAMPIONSHIP GAME:** With its victory over USC, UCLA will represent the South Division in the Pac-12 Football Championship Game. Here's out it plays out for the North Division and host site for the Pac-12 Football Championship Game:

- A STANFORD win at UCLA Saturday, and it'll be the Cardinal representing the North and would host the Pac-12 FCG.
- A UCLA win over Stanford, and an OREGON win over OREGON STATE, and it'll be the Ducks who claim the North and host the Pac-12 FCG.
- A UCLA win over Stanford, and an Oregon State win over Oregon, and Stanford would represent the North with UCLA to host the Pac-12 FCG.

**Credential applications for the Pac-12 Football Championship Game must be submitted by 5 p.m., Sunday, Nov. 25**  
Applications are being accepted at [www.sportssystem.com/pac12football](http://www.sportssystem.com/pac12football)

## A LOOK AHEAD

**Fri., Nov. 30**

North Division vs. UCLA  
5 p.m. PT, FOX

### PAC-12 VS.:

Atlantic Coast.....	1-0
Big East .....	1-0
Big Sky .....	5-1
Big Ten .....	3-1
Big 12.....	1-0
Conference USA .....	2-0
Mid-American .....	1-0
Mid-Eastern Athletic.....	1-0
Mountain West.....	4-3
Ohio Valley.....	1-0
Southeastern.....	0-2
Southland .....	0-0
Sun Belt.....	1-0
Western Athletic.....	1-1
Independent .....	2-2
Total-All .....	24-10 (.706)
Total-FBS.....	17-9 (.654)
vs. BCS.....	7-4 (.636)

The Pac-12 has posted a winning record outside the league for 29 consecutive seasons.

**HOME/ROAD:** In 71 games involving Pac-12 teams so far this season, the home team has won 48 times, the visitors 23 times. However, in 49 Conference games to date, the home team has won 28 times, the visitors 21 times.

## PAC-12 PLAYERS OF THE WEEK - WEEK 12

**OFFENSE: Zach Ertz, TE, Stanford**

**DEFENSE: Eric Kendricks, LB, UCLA**

**SPECIAL TEAMS: Daniel Zychlinski, P, Stanford**

WALNUT CREEK, Calif.-- Tight end **Zach Ertz** of STANFORD, linebacker **Eric Kendricks** of UCLA and punter **Daniel Zychlinski** of STANFORD have been named Pac-12 Players of the Week in football.

Ertz, a senior from Alamo, Calif., hauled in a career-high 11 receptions for 106 yards and accounted for the game-tying touchdown in final two minutes of regulation in Stanford's 17-14 overtime victory over No. 1 Oregon. He caught four passes for 53 yards on Stanford's final drive of the fourth quarter, capping the series with an acrobatic 10-yard touchdown reception in the back of the end zone that helped turn the tide in Stanford's favor. He also played a pivotal role in the Cardinal's rushing attack, blocking for a backfield that gained 200 yards on the ground. Ertz has 58 receptions -- tied for the Conference lead among tight ends-- for 747 yards on the season. His 747 receiving yards rank second among Pac-12 tight ends.

Kendricks, a sophomore from Fresno, Calif., collected 10 tackles, including a tackle for a loss, registered a pair of takeaways and blocked a punt in a 38-28 win over USC to earn his second Pac-12 Defensive Player of the Week honor. He forced a fumble in the first quarter that led to a UCLA touchdown and intercepted a pass in the fourth quarter to help the Bruins to their first win over USC since 2006. His punt block, which came after USC had narrowed the margin to 24-20 in the third quarter, led to another UCLA touchdown. Kendricks has recorded 112 total tackles (66 solo) on the year, a figure that tops the Conference.

Zychlinski, a senior from Tampa, Fla., punted six times for an average 45.7 yards per attempt, including boots of 62 and 58 yards, in Stanford's upset win over Oregon. He was instrumental in limiting Oregon's average starting field position to its own 23-yard line, as he placed five punts in side the 20-yard line (three inside the 10) and allowed just two punt return yards on the evening. He also was the holder on a wet field for the game-winning field goal in overtime. Zychlinski averages 42.9 yards per punt this season.

Also nominated for offensive player of the week honors were quarterbacks **Taylor Kelly** of ARIZONA STATE, **Sean Mannion** of OREGON STATE and **Keith Price** of WASHINGTON, running back **Johnathan Franklin** of UCLA and wide receiver **Austin Hill** of ARIZONA. Also nominated on defense were defensive backs **Keelan Johnson** of ARIZONA STATE, **Jordan Poyer** of OREGON STATE and **Eric Rowe** of UTAH, linebackers **Marquis Flowers** of ARIZONA, **Michael Clay** of OREGON and **Shayne Skov** of STANFORD and defensive end **Josh Shirley** of WASHINGTON. Also nominated on special teams were running back **Kylan Butler** of ARIZONA and punter **Jeff Locke** of UCLA.

### 2012 Pac-12 Football Players of the Week

	Offense	Defense	Special Teams
9/3	Johnathan Franklin, RB, UCLA	Jake Fischer, LB, ARIZ	Marqise Lee, WR/KR, USC
9/10	Johnathan Franklin, RB, UCLA	D.J. Welch, LB, OSU	John Bonano, PK, ARIZ
9/17	Stepfan Taylor, RB, STAN	Ben Gardner, DE, STAN	Tom Hackett, P, UTAH
9/24	Jordan Webb, QB, COLO	Michael Clay, LB, ORE	Keith Kostol, P, OSU
10/1	Sean Mannion, QB, OSU	Will Sutton, DT, ASU	Kyle Dugandzic, P, ARIZ
10/8	Josh Nunes, QB, STAN	Kameron Jackson, DB, CAL	Randall Telfer, TE, USC
10/15	Cody Vaz, QB, OSU	Steve Williams, DB, CAL	Rashad Ross, WR/KR, ASU
10/22	Matt Barkley, QB, USC	Chase Thomas, LB, STAN	Richard Morrison, WR/PR, ARIZ
10/29	Marqise Lee, WR, USC	Marquis Flowers, LB, ARIZ	Reggie Dunn, KR, UTAH
11/5	Kenjon Barner, RB, ORE	Eric Kendricks, LB, UCLA	Reggie Dunn, KR, UTAH
11/12	Ka'Deem Carey, RB, ARIZ	Anthony Barr, LB, UCLA	Trevor Romaine, PK, OSU
11/19	Zach Ertz, TE, STAN	Eric Kendricks, LB, UCLA	Daniel Zychlinski, P, STAN

### AROUND THE PAC-12

**TRADITIONAL RIVALRIES:** The final weekend of the regular season presents several storied rivalries.

**Apple Cup:** Washington vs. Washington State. It's the 105th meeting. The first meeting between these two schools occurred in 1900 and resulted in a 5-5 tie. Originally called the Governor's Trophy, the game was renamed the Apple Cup in 1962. Washington owns a 67-31-6 advantage.

**Territorial Cup:** Arizona vs. Arizona State. The Territorial Cup is the oldest trophy for a rivalry game in America. On Thanksgiving Day in 1899, then Arizona Territorial Normal School defeated Arizona 11-2. The Territorial Cup was lost for a time, but was discovered several years ago in the basement of a church that was being demolished. It's the 86th meeting with Arizona leading the series, 47-37-1.

**Civil War:** Oregon vs. Oregon State. The 116th meeting and seventh-oldest rivalry in college football. Oregon State won the first meeting in 1894 by the score of 12-0. After winning the last four meetings, Oregon now holds a 59-46-10 edge.

**Shillelagh:** USC vs. Notre Dame. The winner of this intersectional rivalry claims the jeweled shillelagh. A shillelagh is a Gaelic war club made of oak or blackthorn saplings from Ireland. The shillelagh has ruby-adorned Trojan heads with the year and game score representing USC victories, while emerald-studded shamrocks stand for Notre Dame wins. It's the 84th meeting, with Notre Dame holding a 43-35-5.

#### UTAH (4-7) at COLORADO (1-10)

Fri., Nov. 23, 1 p.m. MT - FX  
COLO leads, 31-24-3. Last game: COLO, 17-14 (2011)

Utah senior RB **John White** is 127 yards shy of reaching 1,000 yards rushing this season. He has moved into sixth-place all-time at Utah with 2,392 career rushing yards. Should he post 127 yards rushing in the season finale at Colorado, he'd become the first Ute to rush for 1,000 yards in back-to-back seasons. He has hit the century mark in four straight games.

Utah freshman QB **Travis Wilson** connected on 28-of-40 passes for 311 yards and a pair of TDs in the loss to Arizona. He leads the Utes with 1,183 passing yards, while completing 64.2 percent of his pass attempts.

With two Colorado players making their first career starts against Washington, 21 different Buffaloes have registered their first career starts in 2012, a total that is tied for the fourth-most in the nation behind Hawai'i (29), Air Force (24) and Temple (22).

Colorado senior DE **Will Pericak**, who has started all 48 games in which he has played, moved in to a tie for the most games played by a defensive player in school history. Last week, he set Colorado's all-time mark for consecutive starts.

Colorado RB **Christian Powell** has posted 691 rushing yards this season, which is 139 yards shy of the school freshman record set by Lamont Warren in 1991.

---

#### WASHINGTON (7-4) at WASHINGTON STATE (2-9)

Fri., Nov. 23, 12:30 p.m. PT - FOX  
WASH leads, 67-31-6. Last game: WASH, 38-21 (2011)

The Huskies are on a four-game winning streak heading into the Apple Cup. In that four-game span, sophomore RB **Bishop Sankey** has rushed for 582 yards (145.5 avg) and six TDs. During that stretch, junior QB **Keith Price** completed 80-of-121 (.661) for 954 yards (238.5 avg) and seven TDs... Sankey has rushed for 100 or more yards in each of the last three games for a total of 490 yards (163.3 avg). His 1,150 yards rushing this season

Sophomore TE **Austin Seferian-Jenkins**, broke another school record with his 11th career touchdown reception, most ever by a Husky tight end. He already holds the records for career receptions (99) and yards (1,289) by a tight end.

Washington State ranks seventh in the FBS in tackles for loss (7.72 per game). It's a team effort as only senior DE **Travis Long** (9th/1.18 avg) and sophomore LB **Cyrus Coen** (13th/1.09 avg) rank among the league's top 20.

The Cougars, who rank first in the Pac-12 in passing offense (328.6 yards per game) will test a Washington pass defense that ranks second in the league (174.3 yards per game).

---

#### ARIZONA STATE (6-5) at ARIZONA (7-4)

Fri., Nov. 23, 8 p.m. MT - ESPN  
ARIZ leads, 47-37-1. Last game: ARIZ, 31-27 (2011)

Arizona senior QB **Matt Scott** has throw for 3,008 yards, sophomore WR **Austin Hill** has 68 receptions and 1,119 yards, while sophomore RB **Ka'Deem Carey** has an FBS-leading 1,585 yards rushing this season. It's the first time Arizona has had a 3,000-yard passer, 1,000-yard receiver and a 1,000-yard rusher in the same season... Carey has rushed for 570 yards over the last two games, which was just three yards shy of the Pac-12 record for the two-game total set by WSU's Ruben Mayes in 1984 (216 vs. Stanford, 357 vs. Oregon). He needs 18 yards to pass Trung Canidate's school single-season record (1,602 yards in 1999).

Only one other coach at Arizona has won more games in his debut season than **Rich Rodriguez** (Jim Young, 8-3 in 1973).

The Arizona State defense added seven more sacks and now ranks first in the FBS in sacks (4.27) and second in tackles for loss (8.91). DL **Will Sutton**, LB **Carl Bradford** and LB **Brandon Magee** have combined for 26.5 sacks and 42.5 TFL this season.

Arizona State has scored first in nine of its 10 games this season. The Sun Devils have outscored their opponents 136-34 in the first quarter.

With five receptions against USC, junior TE **Chris Coyle** brought his season total to 51 to move into third in school history among tight ends in single-season receptions. He needs five more to pass leader Zach Miller.

#### No. 4 OREGON (10-1) at No. 16 OREGON STATE (8-2)

Sat., Nov. 24, 12 noon PT - P12N  
ORE leads, 59-46-10. Last game: ORE, 49-21 (2011)

In the 17-14 loss to Stanford, the Ducks had their FBS record streak of scoring 30 or more points in a game snapped at 23 games.

Senior LB **Michael Clay** posted a career-high 20 tackles in the loss to Stanford. Clay now ranks fifth in the Pac-12 with 8.2 tackles per game.

Over the last four games, freshman QB **Marcus Mariota** has completed 66 of 83 pass attempts (.796) for 863 yards, 13 TDs and no interceptions. Mariota continues to add to his Pac-12 freshman record 29 touchdown passes. Senior TB **Kenjon Barner** has 19 rushing TDs and needs two to tie former Duck LaMichael James' school single-season mark of 21 rushing TDs.

Sophomore QB **Sean Mannion** tied a school record with four TD passes in a half when he tossed four in the first half against California. He finished the game completing 24-of-34 for 325 yards. He became the sixth OSU QB to surpass 5,000 yards for a career; he has 5,232 in less than two full seasons.

With 60 receiving yards against Cal, sophomore WR **Bandin Cooks** moved over 1,000 receiving yards for the season (1,039). Senior WR **Markus Wheaton** needs 14 receiving yards to reach 1,000 yards this season. Only one other time has OSU had two receivers each post 1,000 yards in a single season (James Newson - 1,306 and Mike Haas - 1,013 yards in 2003).

---

#### No. 11 STANFORD (9-2) at No. 15 UCLA (9-2)

Sat., Nov. 24, 3:30 PT - FOX  
STAN leads, 45-34-3. Last game: STAN, 48-7 (2011)

UCLA senior RB **Johnathan Franklin** recorded hit eighth, 100-yard rushing game of the season with 171 yards against USC. He sits second on the school's single-season rushing list with 1,441 yards to date. Karim Abdul-Jabbar holds the Bruin single-season mark with 1,571 yards in 1995. Franklin's 4,110 career rushing yards rank sixth all-time in the Pac-12 and needs 60 yards to move into fifth.

With nine wins on the campaign, UCLA head coach **Jim Mora** is now tied with Terry Donahue (1976) for the most victories by a first-year UCLA head coach.

Over the last three games, UCLA freshman QB **Brett Hundley** has connected on 63 of 79 pass attempts (.797) for 783 yards and 7 TDs. Hundley has set a UCLA single-season completion mark with 249. His 3,255 yards of total offense is second on the UCLA single-season list, trailing Cade McNown's 3,652 yards.

Junior RB **Stepfan Taylor** has 1,222 yards rushing this season and has tallied three 1,000-yard seasons. With 3,991 career rushing yards, Taylor is just 42 yards shy of passing Nelson's career rushing record of 4,033 yards.

Senior TE **Zach Ertz** hauled in 11 receptions for 106 yards and the game-tying touchdown in the 17-14 OT win at Oregon. Ertz is tied with Washington's Seferian-Jenkins for most receptions by a tight end in the FBS with 58.

Stanford has won eight or more games in each of the last four seasons. The last time the Cardinal achieved that feat was when they posted five straight seasons of eight or more victories from 1926-30. The Cardinal finished the 2012 home slate 6-0. Stanford has gone unbeaten at home for the second time in three seasons.

---

#### No. 1 Notre Dame (11-0) at USC (7-4)

Sat., Nov. 24, 5 p.m. PT - ABC  
ND leads, 45-35-5. Last game: USC, 31-17 (2011)

The Trojans are 6-2 when ESPN's Game Day visits the L.A. Memorial Coliseum.

USC has seven wins over a No. 1 ranked opponent. Twice it has defeated a No. 1 ranked Notre Dame squad - Dec. 3, 1938 - 13-0; and Nov. 28, 1964 - 20-17.

USC sophomore WR **Marqise Lee** currently has 1,605 receiving yards on 107 receptions this season as those numbers rank first and second on the Pac-12 career charts. He needs five receptions to set the Pac-12 single-season reception mark... Lee's 2,416 all-purpose yards this season rank second in the FBS... The average length of his 15 TDs this season is 40.8 yards... Lee is one of three finalists for the Biletnikoff Award.

In 11 games, freshman WR **Nelson Agholor** has 20 receptions for 339 yards. Over the last three games, he's caught 11 passes for 232 yards and 2 TDs.

# PAC-12 IN THE WEEKLY RANKINGS

AP (media)/USA Today (coaches)/Harris Interactive (begins Oct. 7)/BCS (begins Oct. 14)

	ARIZ	ASU	CAL	COLO	ORE	OSU	STAN	UCLA	USC	UTAH	WASH	WSU
PRE	nr/nr	nr/nr	nr/nr	nr/nr	5/5	nr/nr	21/18	nr/nr	1/3	30/32	27/26	nr/nr
9/4	nr/t41	nr/nr	nr/nr	nr/nr	4/4	nr/nr	25/21	nr/nr	2/2	31/30	32/26	nr/nr
9/9	24/25	38/31	nr/nr	nr/nr	4/4	29/34	21/16	22/23	2/3	nr/nr	nr/T44	nr/nr
9/16	22/21	nr/T42	nr/nr	nr/nr	3/3	26/33	9/11	19/19	13/12	42/T40	nr/46	nr/ne
9/23	31/36	nr/34	nr/nr	nr/nr	2/2	18/21	8/9	27/31	13/13	nr/nr	nr/T43	nr/nr
9/30	36/nr	35/32	nr/nr	nr/nr	2/2	14/17	18/18	25/28	13/12	nr/nr	23/26	nr/nr
10/7	35/nr/t46	t31/26/29	nr/nr/41	nr/nr/nr	2/2/2	10/14/12	17/17/16	nr/nr/38	11/9/10	nr/nr/nr	t31/nr/40	nr/nr/nr
10/14	t36/nr/nr/nr	26/24/24/nr	nr/nr/nr/nr	nr/nr/nr/nr	2/2/2/3	8/11/10/8	22/23/20/20	nr/t39/38/nr	11/9/11/10	nr/nr/nr/nr	t30/nr/t41/nr	nr/nr/nr/nr
10/21	t34/nr/nr/nr	37/t32/33/nr	nr/nr/nr/nr	nr/nr/nr/nr	2/2/2/4	7/9/8/7	19/19/18/17	34/39/t36/nr	10/8/9/9	nr/nr/nr/nr	nr/nr/nr/nr	nr/nr/nr/nr
10/28	24/33/29/22	nr/42/t39/nr	nr/nr/nr/nr	nr/nr/nr/nr	2/2/2/4	13/13/13/11	15/15/14/14	25/27/28/nr	18/17/16/17	nr/nr/nr/nr	33/nr/42/nr	nr/nr/nr/nr
11/4	39/nr/39/nr	nr/43/nr/nr	nr/nr/nr/nr	nr/nr/nr/nr	2/2/2/3	13/12/12/11	16/15/14/14	17/19/21/18	21/22/18/19	nr/nr/nr/nr	35/t39/nr/nr	nr/nr/nr/nr
11/11	t32/nr/37/nr	nr/nr/nr/nr	nr/nr/nr/nr	nr/nr/nr/nr	1/1/1/2	15/17/16/16	14/13/13/13	17/16/19/17	21/21/18/18	nr/nr/nr/nr	t41/36/40/25	nr/nr/nr/nr
11/18	29/34/31/24	nr/nr/nr/nr	nr/nr/nr/nr	nr/nr/nr/nr	5/4/4/5	16/17/15/15	11/11/11/8	15/16/16/17	30/t30/26/nr	nr/nr/nr/nr	t27/t28/30/25	nr/nr/nr/nr

## AP Top 25 Nov. 18

1	Notre Dame (60)	11-0	1500
2	Alabama	10-1	1399
3	Georgia	10-1	1316
4	Ohio State	11-0	1292
5	<b>OREGON</b>	<b>10-1</b>	<b>1246</b>
6	Florida	10-1	1171
7	Kansas State	10-1	1064
8	LSU	9-2	1048
9	Texas A&M	9-2	1028
10	Florida State	10-1	1026
11	<b>STANFORD</b>	<b>9-2</b>	<b>991</b>
12	Clemson	10-1	874
13	South Carolina	9-2	795
14	Oklahoma	8-2	734
15	<b>UCLA</b>	<b>9-2</b>	<b>624</b>
16	<b>OREGON STATE</b>	<b>8-2</b>	<b>599</b>
17	Nebraska	9-2	559
18	Texas	8-2	498
19	Louisville	9-1	362
20	Michigan	8-3	282
21	Rutgers	9-1	265
22	Oklahoma State	7-3	240
23	Kent State	10-1	155
24	Northern Illinois	10-1	144
25	Mississippi State	8-3	82
25	Utah State	9-2	82

Others Receiving votes:  
**t28 WASHINGTON**  
**30 ARIZONA**  
**31 USC**

## USA Today Top 25 Nov. 18

1	Notre Dame (56)	11-0	1469
2	Alabama (2)	10-1	1386
3	Georgia (1)	10-1	1348
4	<b>OREGON</b>	<b>10-1</b>	<b>1227</b>
5	Florida State	10-1	1199
6	Florida	10-1	1166
7	LSU	9-2	1062
8	Kansas State	10-1	1056
9	Clemson	10-1	1029
10	Texas A&M	9-2	994
11	<b>STANFORD</b>	<b>9-2</b>	<b>934</b>
12	South Carolina	9-2	853
13	Oklahoma	8-2	798
14	Nebraska	9-2	654
15	Texas	8-2	593
16	<b>UCLA</b>	<b>9-2</b>	<b>590</b>
17	<b>OREGON STATE</b>	<b>8-2</b>	<b>563</b>
18	Louisville	9-1	453
19	Rutgers	9-1	408
20	Michigan	8-3	289
21	Oklahoma State	7-3	258
22	Boise State	9-2	243
23	Northern Illinois	10-1	149
24	Mississippi State	8-3	99
25	Kent State	10-1	86

Others receiving votes:  
**t28 WASHINGTON**  
**t30 USC**  
**34 ARIZONA**

## Harris Interactive Nov. 18

1	Notre Dame (56)	11-0	1469
2	Alabama (2)	10-1	1386
3	Georgia (1)	10-1	1348
4	<b>OREGON</b>	<b>10-1</b>	<b>1227</b>
5	Florida	10-1	1199
6	Florida State	10-1	1166
7	Kansas State	10-1	1062
8	LSU	9-2	1056
9	Clemson	10-1	1029
10	Texas A&M	9-2	994
11	<b>STANFORD</b>	<b>9-2</b>	<b>934</b>
12	South Carolina	9-2	853
13	Oklahoma	8-2	798
14	Nebraska	9-2	654
15	<b>OREGON STATE</b>	<b>8-2</b>	<b>563</b>
16	<b>UCLA</b>	<b>9-2</b>	<b>590</b>
17	Texas	8-2	593
18	Louisville	9-1	453
19	Rutgers	9-1	408
20	Michigan	8-3	289
21	Boise State	9-2	243
22	Oklahoma State	7-3	258
23	Mississippi State	8-3	99
24	Northern Illinois	10-1	149
25	Kent State	10-1	86

Others receiving votes:  
**26 USC**  
**30 WASHINGTON**  
**31 ARIZONA**

## BCS Nov. 18

1	Notre Dame	11-0	.9973
2	Alabama	10-1	.9333
3	Georgia	10-1	.8763
4	Florida	10-1	.8434
5	<b>OREGON</b>	<b>10-1</b>	<b>.8318</b>
6	Kansas State	10-1	.7692
7	LSU	9-2	.7308
8	<b>STANFORD</b>	<b>9-2</b>	<b>.7077</b>
9	Texas A&M	9-2	.6526
10	Florida State	10-1	.6363
11	Clemson	10-1	.6056
12	South Carolina	9-2	.5871
13	Oklahoma	8-2	.5677
14	Nebraska	9-2	.4790
15	<b>OREGON STATE</b>	<b>8-2</b>	<b>.4499</b>
16	Texas	8-2	.4235
17	<b>UCLA</b>	<b>9-2</b>	<b>.3826</b>
18	Rutgers	9-1	.2432
19	Michigan	8-3	.2253
20	Louisville	9-1	.2165
21	Oklahoma State	7-3	.2042
22	Boise State	9-2	.1043
23	Kent State	10-1	.0955
24	<b>ARIZONA</b>	<b>7-4</b>	<b>.0836</b>
25	<b>WASHINGTON</b>	<b>7-4</b>	<b>.0643</b>

# 2011 FINAL PAC-12 CONFERENCE FOOTBALL STANDINGS

	PAC-12				OVERALL				Home	Road	Neut.	vs. Div
	W-L	Pct.	PF	PA	W-L	Pct.	PF	PA				
<b>NORTH</b>												
Oregon%	8-1	.889	399	209	12-2	.857	645	345	7-1	4-0	1-1	5-0
Stanford	8-1	.889	394	213	11-2	.846	561	285	6-1	5-0	0-1	4-1
Washington	5-4	.556	270	290	7-6	.538	434	470	6-1	1-4	0-1	2-3
California	4-5	.444	223	227	7-6	.538	368	314	4-1	2-4	1-1	2-3
Oregon State	3-6	.333	206	268	3-9	.250	262	370	2-4	1-5	0-0	2-3
Washington State	2-7	.222	211	311	4-8	.333	358	381	3-3	1-5	0-0	0-5
<b>SOUTH</b>												
USC*	7-2	.778	341	232	10-2	.833	429	283	6-1	4-1	0-0	4-1
UCLA	5-4	.556	197	266	6-8	.429	323	439	5-1	1-6	0-1	2-3
Utah	4-5	.444	188	202	8-5	.615	325	263	3-3	4-2	0-1	2-3
Arizona State	4-5	.444	298	255	6-7	.462	431	372	5-2	1-4	0-1	3-2
Arizona	2-7	.222	269	341	4-8	.333	369	425	3-2	1-5	0-0	2-3
Colorado	2-7	.222	162	354	3-10	.231	257	475	1-4	1-6	1-0	2-3

\* - Ineligible for postseason

% - Based on tie-break procedure, Oregon defeated Stanford in head-to-head competition and was the North Division representative in the Pac-12 FCG.

2011 PAC-12 CHAMPIONSHIP GAME: Oregon 49, UCLA 31

## PAC-12 RECORDS ESTABLISHED/TIED IN 2012

### PASSING

Most Completions: 1,001 - Matt Barkley, USC (2009-12)  
 Career Touchdown: 116 - Matt Barkley, USC (2009-12)  
 Career Passing Yards: 12,310 - Matt Barkley, USC (2009-12)  
 Total Offense Yards: 12,214 - Matt Barkley, USC (2009-12)  
 Highest Completion Percentage (min. 20 att.): .950 - Matt Barkley, USC (vs. Colorado, Oct. 20, 2012)  
 Highest Passing Efficiency Rating (min. 20 att.): 319.2 - Matt Barkley, USC (vs. Colorado, Oct. 20, 2012)  
 Most Seasons with 2,500 Total Offense Yards: 4 - Matt Barkley, USC (2009-10-11-12)  
 Most Touchdowns Rushing and Passing: 122 - Matt Barkley, USC (2009-12)  
 Most Passes Attempted, Game: 69 - Matt Scott, ARIZ (vs. Stanford, Oct. 6, 2012)  
 Most Passes Completed, Game: 45 - Matt Scott, ARIZ (vs. Stanford, Oct. 6, 2012)  
 Most Touchdown Passes by a Freshman, Season: 29 - Marcus Mariota, ORE (2012)

### RUSHING

Single Game Rushing Yards: 366 - Ka'Deem Carey, ARIZ (vs. Colorado, Nov. 10, 2012)  
 Most Touchdowns Rushing, Game (tied): 5 - Ka'Deem Carey, ARIZ (vs. Colorado, Nov. 10, 2012); Kenjon Barner, ORE (vs. USC, Nov. 3, 2012)  
 Most Seasons Gaining 1,000 Yards or More (tied): 3 - Stepfan Taylor, STAN (2010-11-12)

### RECEIVING

Single Season Receiving Yards: 1,605 - Marqise Lee, USC (2012)  
 Single Game Receiving Yards: 345 - Marqise Lee, USC (vs. Arizona, Oct. 27, 2012)  
 Most Touchdown Passes Caught, Game (tied): 4 - Robert Woods, USC (vs. Colorado, Oct. 20, 2012)

### KICKOFF RETURNS

Most Yards on Kickoff Returns, Game: 251 - Marqise Lee, USC (vs. Oregon, Nov. 3, 2012)  
 Most Touchdowns Scored on Kickoff Returns, Game (tied): 2 - Reggie Dunn, Utah (vs. California, Oct. 27, 2012)  
 Most 100-Yard Kickoff Returns in a Season: 3 - Reggie Dunn, Utah (2012)

### ALL-PURPOSE

Most Yards Gained, Conference Game: 469 - Marqise Lee, USC (vs. Arizona, Oct. 27, 2012 - 345 receiving, 123 kick return, 1 rushing)

### SCORING

Consecutive Games Scoring 30+ Points: 23 - Oregon (2011-2012)\*

\*- FBS record

**Capital One Academic All-District® Teams.** The All-District teams, which consist of student-athletes from eight districts across the United States, recognize the nation's top student-athletes for their combined performances athletically and in the classroom. The teams are selected by the College Sports Information Directors of America. These student-athletes are now eligible for the Capitol One Academic All-America® teams.

### DISTRICT VIII

<b>Luke Matthews</b> , WR, Utah	3.69	Communications
<b>Colby Prince</b> , WR, Oregon State	3.38	Exercise and sport science
<b>Khaled Holmes</b> , OL, USC	3.31	Communication Management
<b>John Bonano</b> , K, Arizona	3.92	Physiology
<b>Jake Fisher</b> , LB, Arizona	3.31	Marketing
<b>Henry Anderson</b> , DL, Stanford	3.43	Political science

### DISTRICT VII

<b>Will Pericak</b> , DE, Colorado	3.45	Finance
------------------------------------	------	---------

## 2012 NATIONAL COLLEGE FOOTBALL AWARDS LIST

### BEDNARIK AWARD

(Most Outstanding Defensive Player)  
 Will Sutton, Jr., DT, ASU\*  
 Jordan Poyer, Sr., CB, OSU\*  
 Star Lotulelei, Sr., DT, UTAH\*

### BILETNIKOFF AWARD

(Most Outstanding Wide Receiver)  
 Brandin Cooks, So., OSU\*  
 Austin Hill, So., ARIZ\*  
**Marqise Lee, So., USC**

### RAY GUY AWARD

(Most Outstanding Punter)  
 Josh Hubner, Sr., ASU\*  
 Jeff Locke, Sr., UCLA\*

### DAVEY O'BRIEN AWARD

(Best Quarterback)  
 Matt Barkley, Sr., USC\*  
 Marcus Mariota, Fr., ORE\*

### RIMINGTON TROPHY

(Most Outstanding Center)  
*Finalists selected Dec. 3*  
 Hronis Grasu, So., ORE  
 Gus Handler, Jr., COLO  
 Khaled Holmes, Sr., USC  
 Sam Schwartzstein, Sr., STAN  
 Tevita Stevens, Sr., UTAH

### JOHN MACKEY AWARD

(Most Outstanding Tight End)  
**Zach Ertz, Sr., STAN**  
 Joseph Fauria, Sr., UCLA\*  
**Austin Seferian-Jenkins, So., WASH**

### MAXWELL AWARD

(Most Outstanding Player)  
 Kenjon Barner, Sr., RB, ORE\*  
 De'Anthony Thomas, So., WR, ORE\*  
 Johnathan Franklin, Sr., RB, UCLA\*  
 Matt Barkley, Sr., QB, USC\*  
 Marqise Lee, So., WR, USC\*

### OUTLAND TROPHY

(Most Outstanding Interior Lineman)  
 David Bakhtiari, OT, COLO#  
 Matt Summers-Gavin, OT, CAL#  
 Khaled Holmes, Sr., C, USC#  
 David Yankey, G, STAN#  
 Carson York, G, ORE#  
 Star Lotulelei, DT, UTAH#  
 Aaron Tipoti, DT, CAL#

### JIM THORPE AWARD

(Most Outstanding Defensive Back)  
 Ifo Ikpere-Olomu, So., CB, ORE\*  
 T.J. McDonald, Sr., S, USC\*  
 Jordan Poyer, Sr., CB, OSU\*

### DOAK WALKER AWARD

(Most Outstanding Running Back)  
**Kenjon Barner, Sr., ORE**  
**Johnathan Franklin, Sr., UCLA**  
 Stepfan Taylor, Sr., STAN\*

### WALTER CAMP AWARD

(Most Outstanding Player)  
*Finalists selected Nov. 29*  
**Matt Barkley, Sr., QB, USC**  
**Kenjon Barner, Sr., RB, ORE**  
**Johnathan Franklin, Sr., RB, UCLA**  
**Marqise Lee, So., WR, USC**

### BUTKUS AWARD

(Most Outstanding Linebacker)  
*Finalists selected Nov. 20*  
**Dion Jordan, Sr., ORE**  
**Trent Murphy, Sr., STAN**

**Players in Bold are finalists**

\* - Denotes Semifinalist

# - Preseason watch list

## PAC-12 MEDIA CONTACTS

### Pac-12 Conference

Dave Hirsch ..... dhirsch@pac-12.org

Alex Kaufman ..... akaufman@pac-12.org

### Arizona

Molly O'Mara ..... momara@arizona.edu

### Arizona State

Mark Brand ..... mark.brand@asu.edu

### California

Kyle McRae ..... mcrae@berkeley.edu

### Colorado

David Plati ..... david.plati@colorado.edu

### Oregon

Dave Williford ..... diw@uoregon.edu

### Oregon State

Steve Fenk ..... steve.fenk@oregonstate.edu

### Stanford

Mike Eubanks ..... eubanks@stanford.edu

Alan George ..... ageorge2@stanford.edu

### UCLA

Steve Rourke ..... srourke@athletics.ucla.edu

### USC

Tim Tessionalone ..... tessalon@usc.edu

### Utah

Liz Abel ..... label@huntsman.utah.edu

### Washington

Jeff Bechtold ..... bechtold@uw.edu

### Washington State

Bill Stevens ..... wsstevens@wsu.edu

## 2012 PAC-12 COACHES MEDIA TELECONFERENCE

Each Tuesday during the season, starting Tuesday, August 28 and concluding on Tuesday, November 20. Each head coach will be available for 10 minutes. The two head coaches of the teams participating in the Pac-12 Championship Game will be available the week of November 26 (Time TBD). **In order to participate on the call, media must use their work email address to send a request to Dave Hirsch (dhirsch@pac-12.org) for the conference call phone number.**

### ORDER OF COACHES (PT/MT):

10:15 a.m./11:15 a.m. MT	Jon Embree, Colorado
10:25 a.m.	Mike Riley, Oregon State
10:35 a.m./11:35 a.m. MT	Kyle Whittingham, Utah
10:45 a.m.	David Shaw, Stanford
10:55 a.m.	Mike Leach, Washington State
11:05 a.m.	Rich Rodriguez, Arizona (note: 12:05 p.m. MST in November after daylight savings)
11:15 a.m.	Chip Kelly, Oregon
11:25 a.m.	Jeff Tedford, California
11:35 a.m.	Jim Mora, UCLA
11:45 a.m.	Lane Kiffin, USC
11:55 a.m.	Steve Sarkisian, Washington
12:05 p.m.	Todd Graham, Arizona State (note: 1:05 p.m. MST in November after daylight savings)

A taped replay will be available to the media beginning at 3:30 p.m. PT/4:30 p.m. MT following the teleconference and available anytime up until the next scheduled call. Phone number for the taped replay: 866-402-5083. In addition, audio files of the teleconference will be available on the Pac-12 website (pac-12.com) following each teleconference call.

## COLLEGEPRESSBOX.COM

Each Pac-12 team has posted head shots, media guides, game books, notes, statistics and more on collegepressbox.com. Apply for a password at password@collegepressbox.

## PAC-12 FOOTBALL MULTIMEDIA CONTENT ACCESS INSTRUCTIONS

Again this year, the Pac-12 will be embracing web-based digital technology for dissemination of multimedia content (weekly press conferences). We will be using a web based FTP tool called the Pac-12 Digital XChange to share information with our media partners. In order to access this FTP site in secure fashion, it is important for you to register with us to obtain the necessary access credentials (a.k.a. a login id and password).

Please be aware of the following important points:

1. If you participated in Football Media Day activities last year, you most likely have already received your registration information for the Pac-12 Digital Xchange. We can help you if you have forgotten your user id or password.
2. If you have not yet registered for an account on the Pac-12 Digital Xchange, please do the following:

Send an email to media@pac-12.org with the subject line "Request for Pac-12 Media Access" containing the following information:

Name, Job title, Company name, Email address, Phone number (business and/or mobile)

Through the use of the Pac-12 Digital XChange FTP tool, we will post Pac-12 content to the site as it becomes available, which will be easily accessible to you and your organization. When you receive your registration confirmation and user id/password, you will also receive detailed access instructions and usage information for Pac-12 Digital XChange. For your reference, the FTP site is accessible on the internet via a simple URL (<http://www.xosdigitalxchange.com>). Please be aware that Pac-12 Digital Exchange works best in the latest versions of the most popular web browsers (Firefox 3.0+ or Internet Explorer 8+).

### PAC-12 ON THE WEB

[www.pac-12.com](http://www.pac-12.com)

### PAC-12 ON TWITTER

[www.twitter.com/Pac12](http://www.twitter.com/Pac12)

### PAC-12 ON FACEBOOK

[www.facebook.com/Pac12](http://www.facebook.com/Pac12)



## PAC-12 CHAMPIONSHIP GAME

The Pac-12 Championship Football Game will take place Friday, November 30 at 8 p.m. ET/5 p.m. PT and telecast to a national audience on FOX. The Championship game will match the winner of the North Division (TBD) vs. the winner of the South Division (UCLA). The game will be played on the campus of the division winner with the best overall conference record. The winner of the Pac-12 Championship will earn the league's automatic BCS berth.

### TIE-BREAK PROCEDURES TO DETERMINE AND CHAMPIONSHIP GAME PARTICIPANTS & HOST

The division winner will be determined by the record in all games played (both divisional and cross-divisional) within the conference. In the event of a tie, the following procedures will be applied to determine the Pac-12 Championship Game representatives from each division:

#### Two-Team Tie.

1. Head-to-head competition between the two tied teams.
  - a. If no game is played between the two tied teams or that game ends in a tie, the following tie-breaking procedures would be applied:
2. Record in games played within the division
3. Record against the next highest placed team in the division (Based on record in all games played within the conference), proceeding through the division.
4. Record in common conference games.
5. Highest BCS Ranking following the last weekend of regular-season games.
6. Total number of wins in a 12-game season. The following conditions will apply to the calculation of the total number of wins:
  - a. Only one win against a team from the NCAA Football Championship Subdivision or lower division will be counted annually.
  - b. Any games that are exempted from counting against the annual maximum number of football contests per NCAA rules (current Bylaw 17.9.5.2) shall not be included.
7. Coin toss.

#### Multiple-Team Ties.

The following procedures will only be used to eliminate all but two teams, at which point the two-team tie-breaking procedure will be applied.

1. Head-to-head (Best record in games among the tied teams).
2. Record in games played within the division.
3. Record against the next highest placed team in the division (based on record in all games played within the conference), proceeding through the division.
4. Record in common conference games.
5. Highest BCS ranking following the last weekend of regular-season games.

#### Pac-12 Championship Game Host

The Pac-12 Championship Game Host will be determined by the record in all games played within the conference. In the event of a tie, the following procedures will be applied to determine the Pac-12 Championship Game host.

#### Tie-breaking Procedure.

1. Head-to-head, if applicable.
2. Highest BCS Ranking following the last weekend of Pac-12 regular-season games.
3. Record against the next highest-placed common opponent in the conference (based on record in all games played within the conference), proceeding through the conference.
4. Record in common conference games.
5. Coin toss.

---

## PAC-12 BOWL ARRANGEMENTS - 2012-13

The Pac-12 is in the third year of a four-year bowl cycle. The Pac-12 Conference has agreements with seven bowl partners. The lineup is led by the Rose Bowl presented by Vizio, which is the destination for the Pac-12 champion, unless said champion is ranked No. 1 or No. 2 in the final Bowl Championship Series rankings. If that were the case, the Pac-12 champion would play in the BCS National Championship Game hosted by the Discover Orange Bowl. Regardless of the disposition of the Pac-12 champion, a second Pac-12 team may be selected for an at-large berth in the Bowl Championship Series in any given year and other Pac-12 bowl partner arrangements provide for that occurrence. In addition to the Rose Bowl presented by Vizio, Pac-12 bowl partners include, in order of selection, the Valero Alamo Bowl in San Antonio, Bridgeport Education Holiday Bowl in San Diego, Hyundai Sun Bowl in El Paso, the MAACO Bowl Las Vegas, the Kraft Fight Hunger Bowl in San Francisco, and the Gildan New Mexico Bowl in Albuquerque. Following is a summary of the Pac-12 bowl arrangements for the 2012-13 season:

Bowl Game	Site	Opponent	Date	TV	Time
Rose presented by Vizio	Pasadena	Big Ten	Jan. 1	ESPN	5 p.m. ET/2 p.m. PT
Valero Alamo	San Antonio	Big 12	Dec. 29	ESPN	6:45 p.m. ET/3:45 p.m. PT
Bridgepoint Education Holiday	San Diego	Big 12	Dec. 27	ESPN	9:45 p.m. ET/6:45 p.m. PT
Hyundai Sun	El Paso	ACC	Dec. 31	CBS	2 p.m. ET/11 a.m. PT
MAACO Bowl Las Vegas Bowl	Las Vegas	MWC	Dec. 22	ESPN	3:30 p.m. ET/12:30 p.m. PT
Kraft Fight Hunger	San Francisco	Navy	Dec. 29	ESPN2	4 p.m. ET/1 p.m. PT
Gildan New Mexico	Albuquerque	MWC	Dec. 15	ESPN	1 p.m. ET/10 a.m. PT

# 2012 PAC-12 FOOTBALL SCOREBOARD



## ARIZONA

### WILDCATS

Overall: 7-4; .600

Pac-12: 4-4; .500; Pac-12 South: 3-1; .750

#### SEPTEMBER

1	Toledo (ESPNU)	W, 24-17
	<i>Attendance: 48,670</i>	
8	No. 18/16 Oklahoma State (P12N)	W, 59-38
	<i>Attendance: 45,602</i>	
15	South Carolina State (P12N)	W, 56-0
	<i>Attendance: 43,919</i>	
22	at No. 3/3 Oregon* (ESPN)	L, 49-0
	<i>Attendance: 58,334</i>	
29	No. 18/21 Oregon State* (P12N)	L, 38-35
	<i>Attendance: 44,153</i>	

#### OCTOBER

6	at No. 18/18 Stanford* (FOX)	L, 54-48 (OT)
	<i>Attendance: 48,204</i>	
20	Washington* (P12N)	W, 52-17
	<i>Attendance: 50,148</i>	
27	No. 10/8 USC* (ABC)	W, 39-36
	<i>Attendance: 47,822</i>	

#### NOVEMBER

3	at No. 25/NR UCLA* (P12N)	L, 66-10
	<i>Attendance: 81,673</i>	
10	Colorado* (FX)	W, 56-31
	<i>Attendance: 51,236</i>	
17	at Utah (ESPNU)	W, 34-24
	<i>Attendance: 45,031</i>	
23	Arizona State* (ESPN)	8 p.m. MT
	<i>Arizona State leads, 47-37-1</i>	

\* Conference Game  
All times local to site.



## ARIZONA STATE

### SUN DEVILS

Overall: 6-5; .545

Pac-12: 4-4; .500; Pac-12 South: 2-2; .500

#### AUGUST

30	Northern Arizona (P12N)	W, 63-6
	<i>Attendance: 48,658</i>	

#### SEPTEMBER

8	Illinois (ESPN)	W, 45-14
	<i>Attendance: 54,128</i>	
15	at Missouri (ESPN 2)	L, 24-20
	<i>Attendance: 71,004</i>	
22	Utah* (P12N)	W, 37-7
	<i>Attendance: 58,107</i>	
29	at California*	W, 27-17
	<i>Attendance: 51,634</i>	

#### OCTOBER

11	at Colorado* (ESPN)	W, 51-17
	<i>Attendance: 45,161</i>	
18	No. 3/2 Oregon* (ESPN)	L, 43-21
	<i>Attendance: 71,004</i>	
27	UCLA* (FX)	L, 45-43
	<i>Attendance: 55,672</i>	

#### NOVEMBER

3	at No. 13/13 Oregon State* (ESPN 2)	L, 36-26
	<i>Attendance: 45,979</i>	
10	at No. 21/22 USC* (P12N)	L, 38-17
	<i>Attendance: 80,154</i>	
17	Washington State* (P12N)	W, 46-7
	<i>Attendance: 53,438</i>	
23	at Arizona* (ESPN)	8 p.m. MT
	<i>Arizona leads, 47-37-1</i>	

\* Conference Game  
All times local to site.



## CALIFORNIA

### GOLDEN BEARS

Overall: 3-9; .250

Pac-12: 2-7; .222; Pac-12 North: 1-4; .200

#### SEPTEMBER

1	Nevada (P12N)	L, 31-24
	<i>Attendance: 63,186</i>	
8	Southern Utah (P12N)	W, 50-31
	<i>Attendance: 57,745</i>	
15	at No. 12/NR Ohio State (ABC)	L, 35-28
	<i>Attendance: 105,232</i>	
22	at No. 13/12 USC* (P12N)	L, 29-7
	<i>Attendance: 83,421</i>	
29	Arizona State* (FX)	L, 27-17
	<i>Attendance: 51,634</i>	

#### OCTOBER

6	No. 25/NR UCLA* (P12N)	W, 43-17
	<i>Attendance: 57,643</i>	
13	at Washington State* (P12N)	W, 31-17
	<i>Attendance: 27,339</i>	
20	No. 20/22 Stanford* (FOX)	L, 21-3
	<i>Attendance: 61,024</i>	
27	at Utah* (P12N)	L, 49-27
	<i>Attendance: 45,017</i>	

#### NOVEMBER

2	Washington* (ESPN)	L, 21-13
	<i>Attendance: 42,226</i>	
10	No. 2/2 Oregon* (ESPN)	L, 59-17
	<i>Attendance: 57,672</i>	
17	at No. 15/17 Oregon State* (P12N)	L, 62-14
	<i>Attendance: 43,779</i>	

\* Conference Game  
All times local to site.



## COLORADO

### BUFFALOES

Overall: 1-10; .091

Pac-12: 1-7; .125; Pac-12 South: 0-4; .000

#### SEPTEMBER

1	vs. Colorado State ^ (FX)	L, 22-17
	<i>Attendance: 58,607</i>	
8	Sacramento State (P12N)	L, 30-28
	<i>Attendance: 46,843</i>	
15	at Fresno State (CBS Sports Net)	L, 69-14
	<i>Attendance: 27,513</i>	
22	at Washington State* (FX)	W, 35-34
	<i>Attendance: 31,668</i>	
29	UCLA* (P12N)	L, 42-14
	<i>Attendance: 46,893</i>	

#### OCTOBER

11	Arizona State* (ESPN)	L, 51-17
	<i>Attendance: 45,161</i>	
20	at No. 10/11 USC* (P12N)	L, 50-6
	<i>Attendance: 83,274</i>	
27	at No. 2/2 Oregon* (P12N)	L, 70-14
	<i>Attendance: 57,521</i>	

#### NOVEMBER

3	No. 15/15 Stanford* (FX)	L, 48-0
	<i>Attendance: 44,138</i>	
10	at Arizona* (FX)	L, 56-31
	<i>Attendance: 51,236</i>	
17	Washington* (FX)	L, 38-3
	<i>Attendance: 43,148</i>	
23	Utah* (Fox or FX)	1 p.m. MT
	<i>Colorado leads, 31-24-3</i>	

\* Conference Game  
^ Game played at Sports Authority Field at Mile High - Denver, Colo.  
All times local to site.

AP/USA TODAY Rankings



## OREGON

### DUCKS

Overall: 10-1; .909

Pac-12: 7-1; .875; Pac-12 North: 3-1; .750

#### SEPTEMBER

1	Arkansas State (ESPN)	W, 57-34
	<i>Attendance: 56,144</i>	
8	Fresno State (P12N)	W, 42-25
	<i>Attendance: 55,755</i>	
15	Tennessee Tech (P12N)	W, 63-14
	<i>Attendance: 57,091</i>	
22	No. 22/21 Arizona* (ESPN)	W, 49-0
	<i>Attendance: 58,334</i>	
29	at Washington State*^ (ESPN 2)	W, 51-26
	<i>Attendance: 60,929</i>	

#### OCTOBER

6	Washington* (ESPN)	W, 52-21
	<i>Attendance: 58,792</i>	
18	at NR/25 Arizona State* (ESPN)	W, 43-21
	<i>Attendance: 71,004</i>	
27	Colorado* (P12N)	W, 70-14
	<i>Attendance: 57,521</i>	

#### NOVEMBER

3	at No. 18/17 USC* (FOX)	W, 62-51
	<i>Attendance: 93,607</i>	
10	at California* (ESPN)	W, 59-17
	<i>Attendance: 57,672</i>	
17	No. 14/13 Stanford* (ABC)	L, 17-14 (OT)
	<i>Attendance: 58,792</i>	
24	at No. 15/17 Oregon State* (P12N)	12 p.m. PT
	<i>Oregon leads, 59-46-10</i>	

\* Conference Game  
^ Game played at CenturyLink Field - Seattle, Wash.  
All times local to site.



## OREGON STATE

### BEAVERS

Overall: 8-2; .800

Pac-12: 6-2; .750; Pac-12 North: 2-2; .500

#### SEPTEMBER

8	No. 13/13Wisconsin (FX)	W, 10-7
	<i>Attendance: 42,189</i>	
22	at No. 19/19 UCLA* (ABC or ESPN2)	W, 27-20
	<i>Attendance: 54,636</i>	
29	at Arizona* (P12N)	W, 38-35
	<i>Attendance: 44,153</i>	

#### OCTOBER

6	Washington State* (P12N)	W, 19-6
	<i>Attendance: 46,579</i>	
13	at BYU (ABC)	W, 42-24
	<i>Attendance: 63,489</i>	
20	Utah* (ESPN2)	W, 21-7
	<i>Attendance: 45,769</i>	
27	at Washington* (P12N)	L, 20-17
	<i>Attendance: 60,842</i>	

#### NOVEMBER





3	Arizona State* (ESPN/ESPN2)	W, 36-26
	<i>Attendance: 45,979</i>	
10	at No. 16/15 Stanford* (FOX)	L, 27-23
	<i>Attendance: 47,127</i>	
17	California* (P12N)	W, 62-14
	<i>Attendance: 43,779</i>	
24	No. 5/4 Oregon* (P12N)	12 p.m. PT
	<i>Oregon leads, 59-46-10</i>	

#### DECEMBER

1	Nicholls State (P12N)	11:30 a.m. PT
	<i>First meeting</i>	

\* Conference Game  
All times local to site.

# 2012 PAC-12 FOOTBALL SCOREBOARD

<div style="text-align: center;">  <h2 style="margin: 0;">STANFORD</h2> <h3 style="margin: 0;">CARDINAL</h3> <p style="margin: 0;">Overall: 9-2; .818 Pac-12: 7-1; .875; Pac-12 North: 4-1; .800</p> </div> <p><b>AUGUST</b></p> <p>31 San Jose State (P12N) W, 20-17 <i>Attendance: 40,577</i></p> <p><b>SEPTEMBER</b></p> <p>8 Duke (P12N) W, 50-13 <i>Attendance: 44,016</i></p> <p>15 No. 2/3 USC* (FOX) W, 21-14 <i>Attendance: 50,360</i></p> <p>27 at Washington* (ESPN) L, 17-13 <i>Attendance: 55,941</i></p> <p><b>OCTOBER</b></p> <p>6 Arizona* (FOX) W, 54-48 (OT) <i>Attendance: 48,204</i></p> <p>13 at No. 7 Notre Dame (NBC) L, 20-13 (OT) <i>Attendance: 80,795</i></p> <p>20 at California* (FOX) W, 21-3 <i>Attendance: 61,024</i></p> <p>27 Washington State* (P12N) W, 24-17 <i>Attendance: 41,496</i></p> <p><b>NOVEMBER</b></p> <p>3 at Colorado*(FX) W, 48-0 <i>Attendance: 44,138</i></p> <p>10 No. 13/12 Oregon State* (FOX) W, 27-23 <i>Attendance: 47,127</i></p> <p>17 at No. 1/10 Oregon* (ABC) W, 17-14 (OT) <i>Attendance: 58,792</i></p> <p>24 at No. 17/16 UCLA* (FOX) 3:30 p.m. PT <i>Stanford leads, 45-34-3</i></p> <p style="font-size: small;">*Conference Game All times local to site.</p>	<div style="text-align: center;">  <h2 style="margin: 0;">UCLA</h2> <h3 style="margin: 0;">BRUINS</h3> <p style="margin: 0;">Overall: 9-2; .818 Pac-12: 6-2; .750; Pac-12 South: 5-0; 1.000</p> </div> <p><b>AUGUST</b></p> <p>30 at Rice (CBS Sports Net) W, 49-24 <i>Attendance: 23,105</i></p> <p><b>SEPTEMBER</b></p> <p>8 No. 16/14 Nebraska (FOX) W, 36-30 <i>Attendance: 71,530</i></p> <p>15 Houston (P12N) W, 37-6 <i>Attendance: 53,723</i></p> <p>22 No. 14/17 Oregon State* (ABC/ESPN2) L, 27-20 <i>Attendance: 54,636</i></p> <p>29 at Colorado* (P12N) W, 42-14 <i>Attendance: 46,893</i></p> <p><b>OCTOBER</b></p> <p>6 at California* (P12N) L, 43-17 <i>Attendance: 57,643</i></p> <p>13 Utah* (FOX) W, 21-14 <i>Attendance: 66,303</i></p> <p>27 at Arizona State* (FX) W, 45-43 <i>Attendance: 55,672</i></p> <p><b>NOVEMBER</b></p> <p>3 No. 24/NR Arizona* (P12N) W, 66-10 <i>Attendance: 81,673</i></p> <p>10 at Washington State* (ESPN 2) W, 44-36 <i>Attendance: 28,110</i></p> <p>17 No. 21/21 USC* (FOX) W, 38-28 <i>Attendance: 83,277</i></p> <p>24 No. 8/11 Stanford* (FOX) 3:30 p.m. PT <i>UCLA leads, 45-34-3</i></p> <p style="font-size: small;">*Conference Game All times local to site. *Conference Game</p>	<div style="text-align: center;">  <h2 style="margin: 0;">USC</h2> <h3 style="margin: 0;">TROJANS</h3> <p style="margin: 0;">Overall: 7-4; .636 Pac-12: 5-4; .556; Pac-12 South: 3-2; .600</p> </div> <p><b>SEPTEMBER</b></p> <p>1 Hawaii (FOX) W, 49-10 <i>Attendance: 93,607</i></p> <p>8 at Syracuse* (ABC) W, 42-29 <i>Attendance: 39,507</i></p> <p>15 at No. 21/16 Stanford* (FOX) L, 21-14 <i>Attendance: 50,360</i></p> <p>22 California* (P12N) W, 29-7 <i>Attendance: 83,421</i></p> <p><b>OCTOBER</b></p> <p>4 at Utah* (ESPN) W, 38-28 <i>Attendance: 46,037</i></p> <p>13 at Washington* (FOX) W, 24-14 <i>Attendance: 66,202</i></p> <p>20 Colorado* (P12N) W, 50-6 <i>Attendance: 83,274</i></p> <p>27 at Arizona* (ABC) L, 39-36 <i>Attendance: 47,822</i></p> <p><b>NOVEMBER</b></p> <p>3 No. 2/2 Oregon* (FOX) L, 62-51 <i>Attendance: 93,607</i></p> <p>10 Arizona State* (P12N) W, 38-17 <i>Attendance: 80,154</i></p> <p>17 at No. 17/16 UCLA* (FOX) L, 38-28 <i>Attendance: 83,277</i></p> <p>24 Notre Dame (ABC) 5 p.m. PT <i>Notre Dame leads, 43-35-5+</i></p> <p style="font-size: small;">*Conference Game ^ Game played at MetLife Stadium - East Rutherford, N.J. + One game later vacated due to NCAA penalties. ++ Two games later vacated due to NCAA penalties. All times local to site.</p>
<div style="text-align: center;">  <h2 style="margin: 0;">UTAH</h2> <h3 style="margin: 0;">UTES</h3> <p style="margin: 0;">Overall: 4-7; .364 Pac-12: 2-6; .250; Pac-12 South: 0-4; .000</p> </div> <p><b>AUGUST</b></p> <p>30 Northern Colorado (P12N) W, 41-0 <i>Attendance: 45,273</i></p> <p><b>SEPTEMBER</b></p> <p>7 at Utah State (ESPN 2) L, 27-20 <i>Attendance: 25,513</i></p> <p>15 No. 25/NR BYU (ESPN2) W, 24-21 <i>Attendance: 45,653</i></p> <p>22 at Arizona State* (P12N) L, 37-7 <i>Attendance: 58,107</i></p> <p><b>OCTOBER</b></p> <p>4 No. 13/12 USC* (ESPN) L, 38-28 <i>Attendance: 46,037</i></p> <p>13 at UCLA* (FOX) L, 21-14 <i>Attendance: 66,303</i></p> <p>20 at No. 8/8 Oregon State* (ESPN2) L, 21-7 <i>Attendance: 45,769</i></p> <p>27 California* (P12N) W, 49-27 <i>Attendance: 45,017</i></p> <p><b>NOVEMBER</b></p> <p>3 Washington State* (P12N) W, 49-6 <i>Attendance: 45,069</i></p> <p>10 at Washington* (P12N) L, 34-15 <i>Attendance: 60,050</i></p> <p>17 Arizona* (ESPNU) L, 34-24 <i>Attendance: 45,031</i></p> <p>23 at Colorado* (FOX or FX) 1 p.m. MT <i>Colorado leads, 31-24-3</i></p> <p style="font-size: small;">*Conference Game All times local to site.</p> <p style="font-size: x-small;">AP/USA TODAY Rankings</p>	<div style="text-align: center;">  <h2 style="margin: 0;">WASHINGTON</h2> <h3 style="margin: 0;">HUSKIES</h3> <p style="margin: 0;">Overall: 7-4; .636 Pac-12: 5-3; .625; Pac-12 North: 3-1; .750</p> </div> <p><b>SEPTEMBER</b></p> <p>1 San Diego State (P12N) W, 21-12 <i>Attendance: 53,742</i></p> <p>8 at No. 3/3 LSU (ESPN) L, 41-3 <i>Attendance: 92,804</i></p> <p>15 Portland State (FX) W, 52-13 <i>Attendance: 54,922</i></p> <p>27 No. 8/9 Stanford* (ESPN) W, 17-13 <i>Attendance: 55,941</i></p> <p><b>OCTOBER</b></p> <p>6 at No. 2/2 Oregon* (ESPN) L, 52-21 <i>Attendance: 58,792</i></p> <p>13 No. 11/9 USC* (FOX) L, 24-14 <i>Attendance: 66,202</i></p> <p>20 at Arizona* (P12N) L, 52-17 <i>Attendance: 50,148</i></p> <p>27 No. 7/9 Oregon State* (P12N) W, 20-17 <i>Attendance: 60,842</i></p> <p><b>NOVEMBER</b></p> <p>2 at California* (ESPN) W, 21-13 <i>Attendance: 42,226</i></p> <p>10 Utah* (P12N) W, 34-15 <i>Attendance: 60,050</i></p> <p>17 at Colorado* (FX) W, 38-3 <i>Attendance: 43,148</i></p> <p>23 at Washington State* (FOX or FX) 12:30 p.m. PT <i>Washington leads, 67-31-6</i></p> <p style="font-size: small;">* Conference Game Homes games played at CenturyLink Field - Seattle, Wash. All times local to site.</p>	<div style="text-align: center;">  <h2 style="margin: 0;">WASHINGTON STATE</h2> <h3 style="margin: 0;">COUGARS</h3> <p style="margin: 0;">Overall: 2-9; .182 Pac-12: 0-8; .000; Pac-12 North: 0-4; .000</p> </div> <p><b>AUGUST</b></p> <p>30 at BYU (ESPN) L, 30-6 <i>Attendance: 57,045</i></p> <p><b>SEPTEMBER</b></p> <p>8 Eastern Washington (P12N) W, 24-20 <i>Attendance: 33,598</i></p> <p>14 at UNLV (ESPN) W, 35-27 <i>Attendance: 17,015</i></p> <p>22 Colorado* (FX) L, 35-34 <i>Attendance: 31,668</i></p> <p>29 No. 2/2 Oregon* (ESPN2) L, 51-26 <i>Attendance: 60,929</i></p> <p><b>OCTOBER</b></p> <p>6 at No. 10/14 Oregon State* (P12N) L, 19-6 <i>Attendance: 46,579</i></p> <p>13 California* (P12N) L, 31-17 <i>Attendance: 27,339</i></p> <p>27 at No. 19/19 Stanford* (P12N) L, 24-17 <i>Attendance: 41,496</i></p> <p><b>NOVEMBER</b></p> <p>3 at Utah* (P12N) L, 49-6 <i>Attendance: 45,069</i></p> <p>10 No. 17/19 UCLA* L, 44-36 <i>Attendance: 28,110</i></p> <p>17 at Arizona State* (P12N) L, 46-7 <i>Attendance: 53,438</i></p> <p>23 Washington* (FOX or FX) 12:30 p.m. PT <i>Washington lead, 67-31-6</i></p> <p style="font-size: small;">*Conference Game ^ Game played at CenturyLink Field - Seattle, Wash. All times local to site.</p>

# WHERE THE PAC-12 RANKS NATIONALLY (TOP-25)

November 19, 2012

## INDIVIDUAL LEADERS

### RUSHING

<i>National Leader: Ka'Deem Carey, Arizona</i>	144.09
5. Johnathan Franklin, UCLA	131.00
6. Kenjon Barner, Oregon	129.64
18. Stepfan Taylor, Stanford	111.09

### PASSING EFFICIENCY (QB rating)

<i>National Leader: Aaron Murray, Georgia</i>	174.33
6. Marcus Mariota, Oregon	168.01
14. Matt Barkley, USC	157.55
15. Taylor Kelly, Arizona State	157.33
17. Brett Hundley, UCLA	156.89

### TOTAL OFFENSE

<i>National Leader: Nick Florence, Baylor</i>	383.80
8. Matt Scott, Arizona	345.10
23. Brett Hundley, UCLA	295.91

### RECEPTIONS PER GAME

<i>National Leader: Tavon Austin, West Virginia</i>	10.00
2. Marqise Lee, USC	9.73
17. Markus Wheaton, Oregon State	6.90
20. Keenan Allen, California	6.78

### RECEIVING YARDS PER GAME

<i>National Leader: Terrance Williams, Baylor</i>	151.80
2. Marqise Lee, Southern California	145.91
10. Brandin Cooks, Oregon State	103.90
11. Austin Hill, Arizona	101.73
14. Markus Wheaton, Oregon State	98.60
25. Marquess Wilson, Washington State	90.33

### INTERCEPTIONS

<i>National Leader: Phillip Thomas, Fresno State</i>	0.73
2. Jordan Poyer, Oregon State	0.67
9t. Ed Reynolds, Stanford	0.45
14t. Sheldon Price, UCLA	0.40
19t. Dion Bailey, USC	0.36
19t. Keelan Johnson, Arizona State	0.36
19t. Andrew Abbott, UCLA	0.36
19t. Deone Bucannon, Washington State	0.36

### PUNTING

<i>National Leader: Ryan Allen, Louisiana Tech</i>	48.12
3. Josh Hubner, Arizona State	46.83
17. Darragh O'Neill, Colorado	43.57
19. Kyle Dugandzic, Arizona	43.35
23. Jeff Locke, UCLA	43.13
24. Daniel Zychlinski, Stanford	42.86

### PUNT RETURNS

<i>National Leader: Venric Mark, Northwestern</i>	20.14
7. Keenan Allen, California	14.13
19. Drew Terrell, Stanford	12.05

### KICKOFF RETURNS

<i>National Leader: Dri Archer, Kent State</i>	37.33
10. Marqise Lee, USC	29.33
21. Damien Thigpen, UCLA	26.86

### SCORING

<i>National Leader: Kenneth Dixon, Louisiana Tech</i>	14.73
8t. Kenjon Barner, Oregon	10.91
8t. Ka'Deem Carey, Arizona	10.91

### ALL-PURPOSE YARDS

<i>National Leader: Antonio Andrews, Western Kentucky</i>	241.27
3. Marqise Lee, USC	219.64
7. Ka'Deem Carey, Arizona	171.82
14. Johnathan Franklin, UCLA	157.82
21. Kenjon Barner, Oregon	150.73

### SACKS

<i>National Leader: Quanterus Smith, Western Kentucky</i>	1.25
4. Anthony Barr, UCLA	1.09
5. Will Sutton, Arizona State	1.05
6t. Morgan Breslin, USC	1.05
14. Scott Crichton, Oregon State	0.90
15t. Carl Bradford, Arizona State	0.86
15t. Travis Long, Washington State	0.86

### TACKLES FOR LOSS

<i>National Leader: Jarvis Jones, Georgia</i>	2.00
6. Will Sutton, Arizona State	1.80
8t. Anthony Barr, UCLA	1.64
11. Morgan Breslin, USC	1.59
15t. Scott Crichton, Oregon State	1.50
18. Carl Bradford, Arizona State	1.45
19t. Trent Murphy, Stanford	1.41

### PASSING (Completions per game)

<i>National Leader: Rakeem Cato, Marshall</i>	34.09
9. Matt Scott, Arizona	25.40
18. Brett Hundley, UCLA	22.64
22. Matt Barkley, USC	22.36

### PASSING (Yards per game)

<i>National Leader: Rakeem Cato, Marshall</i>	353.00
14. Matt Scott, Arizona	300.80
16. Matt Barkley, USC	297.55

## TEAM LEADERS

### RUSHING OFFENSE

<i>National Leader: Army</i>	369.82
5. Oregon	313.55
15. Arizona	224.82

### PASSING OFFENSE

<i>National Leader: Texas Tech</i>	362.18
10. Washington State	328.64
20. USC	307.00
22. Oregon State	303.40
24. Arizona	297.00

### TOTAL OFFENSE

<i>National Leader: Louisiana Tech</i>	581.27
4. Oregon	548.27
8. Arizona	521.82
16. UCLA	488.55

### SCORING OFFENSE

<i>National Leader: Louisiana Tech</i>	52.27
2. Oregon	51.09
20. UCLA	37.73
22. Arizona	37.55

### RUSHING DEFENSE

<i>National Leader: Florida State</i>	70.64
2. Stanford	71.18
14. Oregon State	108.70

### PASS DEFENSE

<i>National Leader: Michigan</i>	152.09
8. Arizona State	174.18
9. Washington	174.27

### TOTAL DEFENSE

<i>National Leader: Florida State</i>	236.27
18. Stanford	328.27
23. Arizona State	335.27

### SCORING DEFENSE

<i>National Leader: Alabama</i>	10.09
10t. Stanford	16.91
21. Oregon State	18.60

### PUNT RETURNS

<i>National Leader: Kansas State</i>	22.87
8. Oregon	14.72
18. Stanford	12.05
24. California	11.37

### KICKOFF RETURNS

<i>National Leader: Rutgers</i>	30.40
8. USC	26.58
25. Utah	24.22

### TURNOVER MARGIN

<i>National Leader: Kent State</i>	1.82
8. Oregon State	1.20
9t. Oregon	1.18

### PASSING EFFICIENCY

<i>National Leader: Georgia</i>	172.11
8. Oregon	161.69
12. USC	157.94
18. UCLA	154.90
20. Arizona State	153.36

### PASS EFFICIENCY DEFENSE

<i>National Leader: Florida</i>	91.76
12. Arizona State	104.73
16. Washington	110.68
17. Oregon State	111.06
19. Oregon	111.47
23. Stanford	115.06

**2012 Pac-12  
Conference Standings Through games of Nov 19, 2012**

**North**

<b>Team</b>	<b>Conference</b>	<b>Pct.</b>	<b>PF</b>	<b>PA</b>	<b>Overall</b>	<b>Pct.</b>	<b>PF</b>	<b>PA</b>	<b>Home</b>	<b>Away</b>	<b>Neut</b>	<b>Streak</b>
Oregon	7-1	.875	400	167	10-1	.909	562	240	6-1	4-0	0-0	Lost 1
Stanford	7-1	.875	225	136	9-2	.818	308	186	6-0	3-2	0-0	Won 5
Oregon State	6-2	.750	243	155	8-2	.800	295	186	5-0	3-2	0-0	Won 1
Washington	5-3	.625	182	189	7-4	.636	258	255	5-1	2-3	0-0	Won 3
California	2-7	.222	174	300	3-9	.250	276	397	2-5	1-4	0-0	Lost 5
Washington State	0-8	.000	149	299	2-9	.182	214	376	1-4	1-5	0-0	Lost 8

**South**

<b>Team</b>	<b>Conference</b>	<b>Pct.</b>	<b>PF</b>	<b>PA</b>	<b>Overall</b>	<b>Pct.</b>	<b>PF</b>	<b>PA</b>	<b>Home</b>	<b>Away</b>	<b>Neut</b>	<b>Streak</b>
UCLA	6-2	.750	293	215	9-2	.818	415	275	5-1	4-1	0-0	Won 5
USC	5-4	.556	306	234	7-4	.636	397	273	4-1	3-3	0-0	Lost 1
Arizona	4-4	.500	274	315	7-4	.636	413	370	6-1	1-3	0-0	Won 2
Arizona State	4-4	.500	268	210	6-5	.545	396	254	4-2	2-3	0-0	Won 1
Utah	2-6	.250	193	218	4-7	.364	278	266	4-2	0-5	0-0	Lost 2
Colorado	1-7	.125	120	389	1-10	.091	179	510	0-5	1-4	0-1	Lost 7

## 2012 Pac-12 Team Statistics Through games of Nov 19, 2012

SCORING OFFENSE	G	TD	FG	XPT	2XP	DXP	Saf	Pts	Avg/G
1. Oregon	11	78	5	73	3	0	0	562	51.1
2. UCLA	11	54	12	49	1	0	2	415	37.7
3. Arizona	11	54	12	49	2	0	0	413	37.5
4. USC	11	54	8	45	2	0	0	397	36.1
5. Arizona State	11	51	13	47	1	0	1	396	36.0
6. Oregon State	10	37	13	34	0	0	0	295	29.5
7. Stanford	11	39	13	35	0	0	0	308	28.0
8. Utah	11	37	6	34	2	0	0	278	25.3
9. Washington	11	34	7	33	0	0	0	258	23.5
10. California	12	33	16	30	0	0	0	276	23.0
11. Washington State	11	26	11	23	1	0	0	214	19.5
12. Colorado	11	23	6	23	0	0	0	179	16.3

RUSHING OFFENSE	G	Att.	Yards	Avg/A	Long	TD	Avg/G
1. Oregon	11	576	3449	6.0	86	41	313.5
2. Arizona	11	451	2473	5.5	73	28	224.8
3. UCLA	11	500	2281	4.6	78	25	207.4
4. Arizona State	11	495	2020	4.1	32	17	183.6
5. California	12	451	2196	4.9	81	18	183.0
6. Stanford	11	422	1862	4.4	59	16	169.3
7. USC	11	343	1765	5.1	76	12	160.5
8. Washington	11	395	1571	4.0	61	15	142.8
9. Utah	11	410	1397	3.4	47	14	127.0
10. Oregon State	10	335	1203	3.6	53	15	120.3
11. Colorado	11	390	1211	3.1	84	13	110.1
12. Washington State	11	228	330	1.4	40	3	30.0

SCORING DEFENSE	G	TD	FG	XPT	2XP	DXP	Saf	Pts	Avg/G
1. Stanford	11	21	13	19	1	0	0	186	16.9
2. Oregon State	10	23	8	22	0	0	1	186	18.6
3. Oregon	11	30	11	27	0	0	0	240	21.8
4. Arizona State	11	33	8	30	1	0	0	254	23.1
5. Washington	11	32	11	28	1	0	0	255	23.2
6. Utah	11	35	8	32	0	0	0	266	24.2
7. USC	11	35	11	30	0	0	0	273	24.8
8. UCLA	11	35	11	28	2	0	0	275	25.0
9. California	12	53	9	50	1	0	0	397	33.1
10. Arizona	11	49	9	45	2	0	0	370	33.6
11. Washington State	11	48	13	43	2	0	1	376	34.2
12. Colorado	11	68	13	63	0	0	0	510	46.4

RUSHING DEFENSE	G	Att.	Yards	Avg/A	Long	TD	Avg/G
1. Stanford	11	330	783	2.4	77	10	71.2
2. Oregon State	10	310	1087	3.5	35	11	108.7
3. Utah	11	380	1427	3.8	57	16	129.7
4. UCLA	11	402	1618	4.0	92	10	147.1
5. USC	11	428	1655	3.9	59	15	150.5
6. Oregon	11	408	1670	4.1	35	12	151.8
7. Arizona State	11	447	1772	4.0	86	15	161.1
8. California	12	477	2032	4.3	62	18	169.3
9. Washington State	11	457	1884	4.1	84	19	171.3
10. Washington	11	411	1953	4.8	64	14	177.5
11. Arizona	11	457	2008	4.4	55	25	182.5
12. Colorado	11	422	2504	5.9	94	25	227.6

TOTAL OFFENSE	G	Rush	Pass	Plays	Yards	Avg/P	TD	Avg/G
1. Oregon	11	3449	2582	901	6031	6.7	73	548.3
2. Arizona	11	2473	3267	903	5740	6.4	52	521.8
3. UCLA	11	2281	3093	874	5374	6.1	50	488.5
4. USC	11	1765	3377	743	5142	6.9	49	467.5
5. Arizona State	11	2020	2911	859	4931	5.7	46	448.3
6. Oregon State	10	1203	3034	718	4237	5.9	36	423.7
7. California	12	2196	2499	817	4695	5.7	31	391.2
8. Stanford	11	1862	2330	756	4192	5.5	33	381.1
9. Washington State	11	330	3615	799	3945	4.9	26	358.6
10. Washington	11	1571	2331	760	3902	5.1	31	354.7
11. Utah	11	1397	2160	736	3557	4.8	29	323.4
12. Colorado	11	1211	2004	742	3215	4.3	23	292.3

PASS OFFENSE	G	Comp-Att-Int	Pct.	Yds	Avg/A	TD	Avg/G
1. Washington State	11	330-571-19	57.8	3615	6.3	23	328.6
2. USC	11	256-400-15	64.0	3377	8.4	37	307.0
3. Oregon State	10	233-383-10	60.8	3034	7.9	21	303.4
4. Arizona	11	279-452-10	61.7	3267	7.2	24	297.0
5. UCLA	11	255-374-9	68.2	3093	8.3	25	281.2
6. Arizona State	11	242-364-12	66.5	2911	8.0	29	264.6
7. Oregon	11	221-325-9	68.0	2582	7.9	32	234.7
8. Washington	11	226-365-11	61.9	2331	6.4	16	211.9
9. Stanford	11	196-334-10	58.7	2330	7.0	17	211.8
10. California	12	212-366-13	57.9	2499	6.8	13	208.2
11. Utah	11	207-326-9	63.5	2160	6.6	15	196.4
12. Colorado	11	192-352-15	54.5	2004	5.7	10	182.2

TOTAL DEFENSE	G	Rush	Pass	Plays	Yards	Avg/P	TD	Avg/G
1. Stanford	11	783	2828	793	3611	4.6	21	328.3
2. Arizona State	11	1772	1916	790	3688	4.7	33	335.3
3. Oregon State	10	1087	2364	690	3451	5.0	22	345.1
4. Washington	11	1953	1917	713	3870	5.4	28	351.8
5. Utah	11	1427	2517	729	3944	5.4	33	358.5
6. Oregon	11	1670	2518	841	4188	5.0	29	380.7
7. USC	11	1655	2659	825	4314	5.2	33	392.2
8. UCLA	11	1618	3005	823	4623	5.6	33	420.3
9. Washington State	11	1884	2958	832	4842	5.8	43	440.2
10. California	12	2032	3263	935	5295	5.7	50	441.2
11. Arizona	11	2008	3360	896	5368	6.0	47	488.0
12. Colorado	11	2504	3022	763	5526	7.2	63	502.4

PASS DEFENSE	G	Comp-Att-Int	Pct.	Yds	Avg/A	TD	Avg/G
1. Arizona State	11	173-343-17	50.4	1916	5.6	18	174.2
2. Washington	11	157-302-15	52.0	1917	6.3	14	174.3
3. Utah	11	210-349-4	60.2	2517	7.2	17	228.8
4. Oregon	11	255-433-20	58.9	2518	5.8	17	228.9
5. Oregon State	10	221-380-17	58.2	2364	6.2	11	236.4
6. USC	11	242-397-18	61.0	2659	6.7	18	241.7
7. Stanford	11	283-463-12	61.1	2828	6.1	11	257.1
8. Washington State	11	248-375-14	66.1	2958	7.9	24	268.9
9. California	12	290-458-14	63.3	3263	7.1	32	271.9
10. UCLA	11	262-421-15	62.2	3005	7.1	23	273.2
11. Colorado	11	235-341-3	68.9	3022	8.9	38	274.7
12. Arizona	11	271-439-10	61.7	3360	7.7	22	305.5

**2012 Pac-12  
Team Statistics Through games of Nov 19, 2012**

<b>PASS EFFICIENCY</b>	<b>G</b>	<b>Comp-Att-Int</b>	<b>Pct.</b>	<b>Yds</b>	<b>Avg/G</b>	<b>TD</b>	<b>Effic.</b>
1. Oregon	11	221-325-9	68.0	2582	234.7	32	161.7
2. USC	11	256-400-15	64.0	3377	307.0	37	157.9
3. UCLA	11	255-374-9	68.2	3093	281.2	25	154.9
4. Arizona State	11	242-364-12	66.5	2911	264.6	29	153.4
5. Oregon State	10	233-383-10	60.8	3034	303.4	21	140.2
6. Arizona	11	279-452-10	61.7	3267	297.0	24	135.5
7. Utah	11	207-326-9	63.5	2160	196.4	15	128.8
8. Stanford	11	196-334-10	58.7	2330	211.8	17	128.1
9. Washington	11	226-365-11	61.9	2331	211.9	16	124.0
10. California	12	212-366-13	57.9	2499	208.2	13	119.9
11. Washington State	11	330-571-19	57.8	3615	328.6	23	117.6
12. Colorado	11	192-352-15	54.5	2004	182.2	10	103.2

<b>INTERCEPTIONS</b>	<b>G</b>	<b>No.</b>	<b>Yards</b>	<b>TD</b>	<b>Long</b>	<b>Avg.</b>
1. Oregon	11	20	469	4	54	23.5
2. USC	11	18	234	2	55	13.0
3. Arizona State	11	17	323	3	70	19.0
4. Oregon State	10	17	221	1	50	13.0
5. UCLA	11	15	129	0	50	8.6
6. Washington	11	15	192	1	47	12.8
7. California	12	14	157	1	61	11.2
8. Washington State	11	14	142	0	38	10.1
9. Stanford	11	12	279	4	71	23.2
10. Arizona	11	10	208	1	48	20.8
11. Utah	11	4	71	1	24	17.8
12. Colorado	11	3	37	0	37	12.3

<b>PASS DEFENSE EFFIC.</b>	<b>G</b>	<b>Comp-Att-Int</b>	<b>Pct.</b>	<b>Yds</b>	<b>Avg/G</b>	<b>TD</b>	<b>Effic.</b>
1. Arizona State	11	173-343-17	50.4	1916	174.2	18	104.8
2. Washington	11	157-302-15	52.0	1917	174.3	14	110.7
3. Oregon State	10	221-380-17	58.2	2364	236.4	11	111.0
4. Oregon	11	255-433-20	58.9	2518	228.9	17	111.5
5. Stanford	11	283-463-12	61.1	2828	257.1	11	115.1
6. USC	11	242-397-18	61.0	2659	241.7	18	123.1
7. UCLA	11	262-421-15	62.2	3005	273.2	23	133.1
8. Utah	11	210-349-4	60.2	2517	228.8	17	134.5
9. Arizona	11	271-439-10	61.7	3360	305.5	22	138.0
10. California	12	290-458-14	63.3	3263	271.9	32	140.1
11. Washington State	11	248-375-14	66.1	2958	268.9	24	146.0
12. Colorado	11	235-341-3	68.9	3022	274.7	38	178.4

<b>PUNTING</b>	<b>G</b>	<b>No.</b>	<b>Yards</b>	<b>Avg/P</b>	<b>Ret.</b>	<b>Avg/R</b>	<b>TB</b>	<b>Net/P</b>
1. UCLA	11	60	2588	43.1	57	0.9	5	40.5
2. Arizona State	11	55	2488	45.2	109	2.0	8	40.3
3. Utah	11	57	2503	43.9	161	2.8	5	39.3
4. Arizona	11	45	1928	42.8	122	2.7	2	39.2
5. Colorado	11	72	3137	43.6	261	3.6	3	39.1
6. Oregon State	10	53	2179	41.1	76	1.4	3	38.5
7. Stanford	11	57	2443	42.9	110	1.9	7	38.5
8. USC	11	34	1412	41.5	104	3.1	0	38.5
9. California	12	62	2470	39.8	154	2.5	1	37.0
10. Oregon	11	44	1730	39.3	46	1.0	3	36.9
11. Washington State	11	61	2422	39.7	183	3.0	4	35.4
12. Washington	11	60	2250	37.5	124	2.1	5	33.8

<b>KICKOFF RETURNS</b>	<b>G</b>	<b>No.</b>	<b>Yards</b>	<b>TD</b>	<b>Long</b>	<b>Avg.</b>
1. USC	11	31	824	1	100	26.6
2. Utah	11	27	654	3	100	24.2
3. Stanford	11	25	591	0	64	23.6
4. UCLA	11	30	695	0	55	23.2
5. Arizona State	11	29	666	1	100	23.0
6. Washington State	11	41	925	0	92	22.6
7. Washington	11	36	794	0	37	22.1
8. California	12	55	1139	0	57	20.7
9. Colorado	11	53	1044	0	59	19.7
10. Oregon State	10	21	404	0	39	19.2
11. Arizona	11	22	403	0	56	18.3
12. Oregon	11	28	479	0	60	17.1

<b>KICKOFF COVERAGE</b>	<b>G</b>	<b>No.</b>	<b>Yards</b>	<b>Avg.</b>	<b>Ret.</b>	<b>TB</b>	<b>NetAvg</b>
1. Stanford	11	59	3768	63.9	528	27	45.8
2. Utah	11	53	3263	61.6	519	21	43.8
3. UCLA	11	76	4876	64.2	346	60	43.8
4. Oregon State	10	60	3767	62.8	560	30	43.5
5. Washington State	11	42	2643	62.9	571	15	42.2
6. Arizona State	11	72	4391	61.0	816	29	41.6
7. USC	11	71	4358	61.4	850	29	41.2
8. Arizona	11	75	4458	59.4	750	33	40.6
9. Oregon	11	94	5667	60.3	1739	13	39.0
10. Washington	11	52	3032	58.3	931	6	38.1
11. Colorado	11	39	2356	60.4	687	11	37.2
12. California	12	60	3634	60.6	1047	18	37.1

<b>PUNT RETURN AVG</b>	<b>G</b>	<b>No.</b>	<b>Yards</b>	<b>TD</b>	<b>Long</b>	<b>Avg.</b>
1. Oregon	11	18	265	1	73	14.7
2. Stanford	11	21	253	1	76	12.0
3. California	12	19	216	1	69	11.4
4. Arizona	11	14	134	1	63	9.6
5. Washington State	11	10	85	0	29	8.5
6. UCLA	11	26	220	0	36	8.5
7. Washington	11	17	128	0	31	7.5
8. Arizona State	11	28	196	0	25	7.0
9. USC	11	20	139	1	34	6.9
10. Oregon State	10	9	56	0	24	6.2
11. Colorado	11	16	89	0	24	5.6
12. Utah	11	28	150	0	57	5.4

<b>FIELD GOALS</b>	<b>G</b>	<b>Made</b>	<b>Att</b>	<b>Pct.</b>
1. Oregon State	10	13	15	.867
2. Colorado	11	6	7	.857
3. UCLA	11	12	17	.706
4. Washington	11	7	10	.700
5. California	12	16	23	.696
6. Arizona	11	12	18	.667
7. Washington State	11	11	17	.647
8. Arizona State	11	13	21	.619
9. USC	11	8	13	.615
10. Stanford	11	13	22	.591
11. Utah	11	6	11	.545
12. Oregon	11	5	11	.455

**2012 Pac-12  
Team Statistics Through games of Nov 19, 2012**

<b>PAT KICKING</b>	<b>G</b>	<b>Made</b>	<b>Att</b>	<b>Pct.</b>
1. Arizona	11	49	49	1.000
Washington	11	33	33	1.000
Colorado	11	23	23	1.000
4. Oregon	11	73	74	.986
5. Arizona State	11	47	48	.979
6. Stanford	11	35	36	.972
7. Utah	11	34	35	.971
8. Washington State	11	23	24	.958
9. USC	11	45	47	.957
10. UCLA	11	49	52	.942
11. Oregon State	10	34	37	.919
12. California	12	30	33	.909

<b>OPPONENT 1ST DOWNS</b>	<b>G</b>	<b>Rush</b>	<b>Pass</b>	<b>Pen</b>	<b>Total</b>	<b>Avg/G</b>
1. Oregon State	10	68	101	21	190	19.0
2. Arizona State	11	93	88	12	193	17.5
Washington	11	88	86	19	193	17.5
4. Stanford	11	57	126	19	202	18.4
5. Utah	11	78	108	24	210	19.1
6. Oregon	11	95	111	28	234	21.3
7. UCLA	11	86	118	35	239	21.7
8. USC	11	103	127	22	252	22.9
9. Washington State	11	108	133	16	257	23.4
10. Colorado	11	116	140	17	273	24.8
11. Arizona	11	106	148	22	276	25.1
12. California	12	114	147	37	298	24.8

<b>SACKS BY</b>	<b>G</b>	<b>No.</b>	<b>Yards</b>	<b>Avg/G</b>
1. Arizona State	11	47	307	4.27
2. Stanford	11	44	282	4.00
3. USC	11	42	269	3.82
4. UCLA	11	40	214	3.64
5. Washington State	11	32	213	2.91
6. California	12	28	171	2.33
7. Oregon	11	26	145	2.36
Utah	11	26	149	2.36
9. Oregon State	10	23	159	2.30
10. Washington	11	22	123	2.00
11. Colorado	11	19	141	1.73
12. Arizona	11	15	105	1.36

<b>3RD-DOWN CONVERSIONS</b>	<b>G</b>	<b>Conv.</b>	<b>Att.</b>	<b>Pct.</b>
1. Oregon	11	81	166	48.8
2. Arizona	11	66	153	43.1
3. UCLA	11	67	165	40.6
4. Arizona State	11	67	170	39.4
5. Stanford	11	61	157	38.9
6. USC	11	48	129	37.2
7. Washington	11	54	154	35.1
8. California	12	56	160	35.0
9. Utah	11	54	158	34.2
10. Oregon State	10	46	141	32.6
11. Washington State	11	51	171	29.8
12. Colorado	11	47	161	29.2

<b>SACKS AGAINST</b>	<b>G</b>	<b>No.</b>	<b>Yards</b>	<b>Avg/G</b>
1. Stanford	11	15	73	1.36
Oregon	11	15	108	1.36
USC	11	15	96	1.36
4. Arizona	11	17	93	1.55
5. Oregon State	10	22	161	2.20
6. Utah	11	25	152	2.27
7. Washington	11	31	210	2.82
8. UCLA	11	36	217	3.27
9. Arizona State	11	37	216	3.36
10. California	12	41	270	3.42
11. Colorado	11	47	298	4.27
12. Washington State	11	53	346	4.82

<b>OPP 3RD-DN CONVERT</b>	<b>G</b>	<b>Conv.</b>	<b>Att.</b>	<b>Pct.</b>
1. Stanford	11	50	174	28.7
2. Oregon State	10	40	138	29.0
3. Oregon	11	52	169	30.8
4. UCLA	11	50	161	31.1
5. Arizona State	11	58	176	33.0
6. Washington	11	54	152	35.5
7. Utah	11	55	152	36.2
8. USC	11	60	160	37.5
9. Arizona	11	74	173	42.8
10. California	12	82	181	45.3
11. Colorado	11	63	138	45.7
12. Washington State	11	78	168	46.4

<b>FIRST DOWNS</b>	<b>G</b>	<b>Rush</b>	<b>Pass</b>	<b>Pen</b>	<b>Total</b>	<b>Avg/G</b>
1. Arizona	11	138	141	35	314	28.5
2. Oregon	11	170	124	15	309	28.1
3. UCLA	11	106	145	28	279	25.4
4. Arizona State	11	113	137	19	269	24.5
5. USC	11	83	137	32	252	22.9
6. California	12	102	112	25	239	19.9
7. Oregon State	10	72	130	23	225	22.5
Washington State	11	38	147	40	225	20.5
9. Stanford	11	86	109	17	212	19.3
10. Washington	11	86	104	20	210	19.1
11. Utah	11	81	97	17	195	17.7
12. Colorado	11	65	94	22	181	16.5

<b>4TH-DOWN CONVERSIONS</b>	<b>G</b>	<b>Conv.</b>	<b>Att.</b>	<b>Pct.</b>
1. Oregon	11	14	21	66.7
2. UCLA	11	6	10	60.0
3. Stanford	11	6	11	54.5
4. Colorado	11	12	23	52.2
5. USC	11	13	25	52.0
6. Utah	11	13	26	50.0
7. Arizona	11	9	19	47.4
8. Washington State	11	12	26	46.2
9. Arizona State	11	7	17	41.2
10. Washington	11	9	22	40.9
11. Oregon State	10	5	13	38.5
12. California	12	4	13	30.8

**2012 Pac-12  
Team Statistics Through games of Nov 19, 2012**

<b>OPP 4TH-DN CONVERT</b>	<b>G</b>	<b>Conv.</b>	<b>Att.</b>	<b>Pct.</b>
1. Utah	11	3	10	30.0
2. Washington	11	7	20	35.0
3. Oregon	11	9	25	36.0
4. UCLA	11	6	16	37.5
5. California	12	6	15	40.0
6. Washington State	11	6	14	42.9
7. Arizona	11	10	23	43.5
8. Arizona State	11	8	17	47.1
9. Colorado	11	6	12	50.0
10. Stanford	11	14	27	51.9
11. USC	11	11	19	57.9
12. Oregon State	10	9	15	60.0

<b>PENALTIES</b>	<b>G</b>	<b>No.</b>	<b>Yards</b>	<b>Avg/G</b>
1. Arizona State	11	46	343	31.2
2. Stanford	11	68	557	50.6
3. Colorado	11	69	658	59.8
4. Arizona	11	78	678	61.6
5. Washington State	11	79	695	63.2
6. Utah	11	78	696	63.3
7. Oregon State	10	70	663	66.3
8. USC	11	94	783	71.2
9. Oregon	11	89	805	73.2
10. Washington	11	88	830	75.5
11. California	12	99	996	83.0
12. UCLA	11	104	1014	92.2

<b>OPPONENT PENALTIES</b>	<b>G</b>	<b>No.</b>	<b>Yards</b>	<b>Avg/G</b>
1. Arizona	11	109	1025	93.2
2. USC	11	97	850	77.3
3. California	12	99	914	76.2
4. Washington State	11	84	823	74.8
5. UCLA	11	80	744	67.6
6. Colorado	11	78	726	66.0
7. Oregon State	10	69	643	64.3
8. Utah	11	84	678	61.6
9. Arizona State	11	72	613	55.7
10. Oregon	11	59	594	54.0
11. Washington	11	67	580	52.7
12. Stanford	11	62	541	49.2

<b>TIME OF POSSESSION</b>	<b>G</b>	<b>Total possession</b>	<b>Average/game</b>
1. Utah	11	357:08	32:28
2. Oregon State	10	321:38	32:09
3. Washington	11	353:03	32:05
4. Stanford	11	347:33	31:35
5. Colorado	11	346:51	31:31
6. UCLA	11	336:24	30:34
7. USC	11	330:22	30:02
8. Arizona State	11	324:18	29:28
9. Oregon	11	307:26	27:56
10. California	12	333:49	27:49
11. Washington State	11	304:58	27:43
12. Arizona	11	300:21	27:18

<b>TURNOVER MARGIN</b>	<b>G</b>	<b>Gained</b>			<b>Lost</b>			<b>Margin</b>	<b>Per/G</b>
		<b>Fum</b>	<b>Int</b>	<b>Tot</b>	<b>Fum</b>	<b>Int</b>	<b>Tot</b>		
1. Oregon State	10	9	17	26	4	10	14	+12	1.20
2. Oregon	11	12	20	32	10	9	19	+13	1.18
3. UCLA	11	13	15	28	13	9	22	+6	0.55
Stanford	11	11	12	23	7	10	17	+6	0.55
5. Washington	11	13	15	28	12	11	23	+5	0.45
6. Arizona State	11	8	17	25	9	12	21	+4	0.36
7. USC	11	11	18	29	14	15	29	+0	0.00
Arizona	11	11	10	21	11	10	21	+0	0.00
Utah	11	13	4	17	8	9	17	+0	0.00
10. California	12	9	14	23	17	13	30	-7	-0.58
11. Washington State	11	5	14	19	7	19	26	-7	-0.64
12. Colorado	11	11	3	14	14	15	29	-15	-1.36

<b>RED ZONE OFFENSE</b>	<b>G</b>	<b>Scores</b>	<b>Pct.</b>	<b>TDs</b>	<b>(R-P)</b>	<b>FGs</b>	<b>TurnO</b>
1. Oregon	11	58-64	90.6	53	31-22	5-7	2
2. Oregon State	10	34-39	87.2	25	13-12	9-10	3
3. Stanford	11	34-41	82.9	24	12-12	10-13	2
4. UCLA	11	48-58	82.8	36	17-19	12-14	4
5. Colorado	11	24-30	80.0	18	11-7	6-7	2
6. California	12	30-38	78.9	18	10-8	12-15	5
7. Arizona	11	52-67	77.6	42	24-18	10-16	5
8. USC	11	37-48	77.1	31	9-22	6-8	6
9. Arizona State	11	46-61	75.4	35	17-18	11-16	5
10. Washington	11	31-42	73.8	27	14-13	4-5	7
11. Utah	11	25-34	73.5	22	12-10	3-5	2
12. Washington State	11	24-34	70.6	18	3-15	6-8	4

<b>RED ZONE DEFENSE</b>	<b>G</b>	<b>Scores</b>	<b>Pct.</b>	<b>TDs</b>	<b>(R-P)</b>	<b>FGs</b>	<b>TurnO</b>
1. Oregon	11	28-43	65.1	20	12-8	8-10	6
2. Washington State	11	39-51	76.5	28	14-14	11-14	5
3. Stanford	11	26-33	78.8	15	9-6	11-11	2
4. USC	11	35-44	79.5	25	12-13	10-13	5
5. Arizona	11	41-51	80.4	34	22-12	7-8	3
6. Arizona State	11	29-36	80.6	23	10-13	6-8	3
7. California	12	46-57	80.7	39	14-25	7-11	5
8. Washington	11	27-33	81.8	16	12-4	11-13	2
9. Oregon State	10	26-31	83.9	19	10-9	7-9	2
10. Utah	11	32-38	84.2	27	15-12	5-8	1
11. UCLA	11	32-37	86.5	24	7-17	8-10	2
12. Colorado	11	50-54	92.6	42	19-23	8-9	3

<b>ON-SIDE KICKS BY</b>	<b>G</b>	<b>Recovered</b>	<b>Attempts</b>	<b>Success%</b>
1. Arizona	11	1	1	100.0
2. Arizona State	11	1	2	50.0
3. Washington State	11	0	3	0.0
California	12	0	1	0.0
UCLA	11	0	1	0.0
USC	11	0	1	0.0
Colorado	11	0	0	0.0
Utah	11	0	0	0.0
Oregon State	10	0	0	0.0
Washington	11	0	0	0.0
Stanford	11	0	0	0.0
Oregon	11	0	0	0.0

**2012 Pac-12  
Team Statistics Through games of Nov 19, 2012**

<b>ON-SIDE KICKS AGAINST</b>	<b>G</b>	<b>Recovered</b>	<b>Attempts</b>	<b>Success%</b>
1. Oregon State	10	0	3	0.0
USC	11	0	2	0.0
Washington State	11	0	1	0.0
Arizona State	11	0	1	0.0
Arizona	11	0	1	0.0
Utah	11	0	1	0.0
UCLA	11	0	1	0.0
Washington	11	0	1	0.0
Stanford	11	0	1	0.0
California	12	0	0	0.0
Colorado	11	0	0	0.0
12. Oregon	11	1	4	25.0

**2012 Pac-12  
Individual Statistics Through games of Nov 19, 2012**

<b>RUSHING</b>		Cl	G	Att.	Yds	Avg.	TD	Lg	Avg/G
1. Carey, K.-ARIZ	So	11	250	1585	6.3	19	73	144.1	
2. Franklin, J.-UCLA	Sr	11	228	1441	6.3	10	78	131.0	
3. Barner, Kenjon-ORE	Sr	11	220	1426	6.5	19	80	129.6	
4. Taylor,S-STAN	Sr	11	258	1222	4.7	9	59	111.1	
5. Sankey, Bishop-WASH	So	11	233	1150	4.9	13	61	104.5	
6. White, John-UTAH	Sr	10	198	873	4.4	7	47	87.3	
7. Woods, Storm-OSU	Fr	9	143	699	4.9	7	38	77.7	
8. Redd, Silas-USC	Jr	10	138	740	5.4	9	57	74.0	
9. Powell,Christia-COLO	Fr	10	158	691	4.4	7	64	69.1	
10. Anderson, C.J.-CAL	Sr	12	126	790	6.3	4	68	65.8	
11. McNeal, Curtis-USC	Sr	10	104	658	6.3	2	62	65.8	
12. Sofele, Isi-CAL	Sr	12	146	757	5.2	4	35	63.1	

<b>PASSING AVG/GAME</b>		Cl	G	Comp-Att-Int	Yds	TD	Avg/G
1. Scott, M.-ARIZ	Sr	10	254-413-9	3008	21	300.8	
2. Barkley, Matt-USC	Sr	11	246-387-15	3273	36	297.5	
3. Hundley, Brett-UCLA	Fr	11	249-359-9	2973	25	270.3	
4. Kelly, Taylor-ASU	So	11	208-311-9	2581	25	234.6	
5. Maynard, Zach-CAL	Sr	10	180-296-10	2214	12	221.4	
6. Mariota, Marcus-ORE	Fr	11	201-288-6	2371	29	215.5	
7. Halliday, C.-WSU	So	9	152-291-13	1878	15	208.7	
8. Price, Keith-WASH	Jr	11	223-359-10	2292	16	208.4	
9. Tuel, Jeff-WSU	Sr	9	178-279-6	1737	8	193.0	
10. Nunes,J-STAN	Sr	9	124-235-7	1643	10	182.6	
11. Webb, Jordan-COLO	Jr	10	144-265-8	1434	8	143.4	
12. Wilson, Travis-UTAH	Fr	11	115-179-6	1183	6	107.5	

<b>PASS EFFICIENCY</b>		Cl	G	Comp-Att-Int	Yds	TD	Eff.
1. Mariota, Marcus-ORE	Fr	11	201-288-6	2371	29	168.0	
2. Barkley, Matt-USC	Sr	11	246-387-15	3273	36	157.6	
3. Kelly, Taylor-ASU	So	11	208-311-9	2581	25	157.3	
4. Hundley, Brett-UCLA	Fr	11	249-359-9	2973	25	156.9	
5. Scott, M.-ARIZ	Sr	10	254-413-9	3008	21	135.1	
6. Maynard, Zach-CAL	Sr	10	180-296-10	2214	12	130.3	
7. Price, Keith-WASH	Jr	11	223-359-10	2292	16	124.9	
8. Wilson, Travis-UTAH	Fr	11	115-179-6	1183	6	124.1	
9. Tuel, Jeff-WSU	Sr	9	178-279-6	1737	8	121.3	
10. Nunes,J-STAN	Sr	9	124-235-7	1643	10	119.6	
11. Halliday, C.-WSU	So	9	152-291-13	1878	15	114.5	
12. Webb, Jordan-COLO	Jr	10	144-265-8	1434	8	103.7	

<b>RECEPTIONS/GAME</b>		Cl	G	No.	Yds	TD	Lg	Yds/G	Rec/G
1. Lee, Marqise-USC	So	11	107	1605	14	83	145.9	9.7	
2. Wheaton, Markus-OSU	Sr	10	69	986	10	51	98.6	6.9	
3. Allen, Keenan-CAL	Jr	9	61	737	6	69	81.9	6.8	
4. Hill, A.-ARIZ	So	11	68	1119	8	60	101.7	6.2	
5. Woods, Robert-USC	Jr	11	66	721	10	41	65.5	6.0	
6. Cooks, Brandin-OSU	So	10	58	1039	5	75	103.9	5.8	
7. Wilson, Marq.-WSU	Jr	9	52	813	5	81	90.3	5.8	
8. Williams, Kasen-WASH	So	11	63	700	6	35	63.6	5.7	
9. SeferianJenkins-WASH	So	11	58	753	5	43	68.5	5.3	
Ertz,Z-STAN	Sr	11	58	747	6	68	67.9	5.3	
Buckner, D.-ARIZ	Sr	11	58	730	5	43	66.4	5.3	
12. Coyle, Chris-ASU	Jr	11	51	639	5	49	58.1	4.6	

<b>RECEIVE YDS/GAME</b>		Cl	G	No.	Yds	TD	Lg	Avg/C	Yds/G
1. Lee, Marqise-USC	So	11	107	1605	14	83	15.0	145.9	
2. Cooks, Brandin-OSU	So	10	58	1039	5	75	17.9	103.9	
3. Hill, A.-ARIZ	So	11	68	1119	8	60	16.5	101.7	
4. Wheaton, Markus-OSU	Sr	10	69	986	10	51	14.3	98.6	
5. Wilson, Marq.-WSU	Jr	9	52	813	5	81	15.6	90.3	
6. Allen, Keenan-CAL	Jr	9	61	737	6	69	12.1	81.9	
7. SeferianJenkins-WASH	So	11	58	753	5	43	13.0	68.5	
8. Ertz,Z-STAN	Sr	11	58	747	6	68	12.9	67.9	
9. Buckner, D.-ARIZ	Sr	11	58	730	5	43	12.6	66.4	
10. Woods, Robert-USC	Jr	11	66	721	10	41	10.9	65.5	
11. Williams, Kasen-WASH	So	11	63	700	6	35	11.1	63.6	
12. Evans, S.-UCLA	Jr	11	47	685	2	65	14.6	62.3	

<b>TOTAL OFFENSE</b>		Cl	G	Rush	Pass	Plays	Total	Yds/G
1. Scott, M.-ARIZ	Sr	10	443	3008	509	3451	345.1	
2. Hundley, Brett-UCLA	Fr	11	282	2973	486	3255	295.9	
3. Barkley, Matt-USC	Sr	11	-72	3273	412	3201	291.0	
4. Mariota, Marcus-ORE	Fr	11	605	2371	378	2976	270.5	
5. Kelly, Taylor-ASU	So	11	393	2581	432	2974	270.4	
6. Maynard, Zach-CAL	Sr	10	38	2214	394	2252	225.2	
7. Price, Keith-WASH	Jr	11	-33	2292	416	2259	205.4	
8. Halliday, C.-WSU	So	9	-156	1878	318	1722	191.3	
9. Nunes,J-STAN	Sr	9	74	1643	262	1717	190.8	
10. Tuel, Jeff-WSU	Sr	9	-97	1737	329	1640	182.2	
11. Carey, K.-ARIZ	So	11	1585	0	250	1585	144.1	
12. Franklin, J.-UCLA	Sr	11	1441	0	228	1441	131.0	

<b>SCORING</b>		Cl	G	TD	FG	XPT	2XP	Pts	Pts/G
1. Barner, Kenjon-ORE	Sr	11	20	0	0	0	0	120	10.9
Carey, K.-ARIZ	So	11	20	0	0	0	0	120	10.9
3. Lee, Marqise-USC	So	11	15	0	0	2	92	8.4	
4. Beard, Rob-ORE	Sr	10	0	4	63	4	79	7.9	
5. Fairbairn, K.-UCLA	Fr	11	0	12	49	0	85	7.7	
Bonano, J.-ARIZ	Sr	11	0	12	49	0	85	7.7	
7. Grice, Marion-ASU	Jr	11	14	0	0	0	84	7.6	
8. Romaine, Trevor-OSU	So	10	0	13	34	0	73	7.3	
9. Sankey, Bishop-WASH	So	11	13	0	0	0	78	7.1	
Thomas, D.-ORE	So	11	13	0	0	0	78	7.1	
11. Heidari, Andre-USC	So	9	0	8	37	0	61	6.8	
12. Williamson,J-STAN	Jr	11	0	13	35	0	74	6.7	

<b>SCORING (TDs)</b>		Cl	G	TD	Run	Pass	Ret	Pat	Pts	Avg/G
1. Barner, Kenjon-ORE	Sr	11	20	19	1	0	0	0	120	10.9
Carey, K.-ARIZ	So	11	20	19	1	0	0	0	120	10.9
3. Lee, Marqise-USC	So	11	15	0	14	1	1	92	8.4	
4. Grice, Marion-ASU	Jr	11	14	6	8	0	0	84	7.6	
5. Sankey, Bishop-WASH	So	11	13	13	0	0	0	78	7.1	
Thomas, D.-ORE	So	11	13	8	4	1	0	78	7.1	
7. Wheaton, Markus-OSU	Sr	10	11	1	10	0	0	66	6.6	
8. Franklin, J.-UCLA	Sr	11	12	10	2	0	0	72	6.5	
9. Taylor,S-STAN	Sr	11	11	9	2	0	0	66	6.0	
10. Woods, Robert-USC	Jr	11	10	0	10	0	1	62	5.6	
11. Fauria, Joseph-UCLA	Sr	11	10	0	10	0	0	60	5.5	
12. Redd, Silas-USC	Jr	10	9	9	0	0	0	54	5.4	

**2012 Pac-12  
Individual Statistics Through games of Nov 19, 2012**

<b>SCORING (KICK)</b>						
	Cl	G	PAT	FG	Pts	Avg/G
1. Fairbairn, K.-UCLA	Fr	11	49-52	12-17	85	7.7
Bonano, J.-ARIZ	Sr	11	49-49	12-18	85	7.7
3. Beard, Rob-ORE	Sr	10	63-64	4-8	75	7.5
4. Romaine, Trevor-OSU	So	10	34-37	13-15	73	7.3
5. Heidari, Andre-USC	So	9	37-39	8-13	61	6.8
6. Williamson, J-STAN	Jr	11	35-36	13-22	74	6.7
7. D'Amato, Vincen-CAL	Jr	12	30-33	16-23	78	6.5
8. Garoutte, Alex-ASU	So	11	46-46	6-11	64	5.8
9. Furney, Andrew-WSU	Jr	11	23-24	11-17	56	5.1
10. Coons, Travis-WASH	Jr	11	33-33	7-10	54	4.9
11. Petersen, Colem-UTAH	Sr	11	34-35	6-11	52	4.7
12. Oliver, Will-COLO	So	10	23-23	6-7	41	4.1

<b>FIELD GOALS</b>							
	Cl	G	Made	Att.	Long	Pct.	FG/G
1. D'Amato, Vincen-CAL	Jr	12	16	23	52	69.6	1.33
2. Romaine, Trevor-OSU	So	10	13	15	45	86.7	1.30
3. Williamson, J-STAN	Jr	11	13	22	48	59.1	1.18
4. Fairbairn, K.-UCLA	Fr	11	12	17	35	70.6	1.09
Bonano, J.-ARIZ	Sr	11	12	18	46	66.7	1.09
6. Furney, Andrew-WSU	Jr	11	11	17	60	64.7	1.00
7. Heidari, Andre-USC	So	9	8	13	41	61.5	0.89
8. Coons, Travis-WASH	Jr	11	7	10	45	70.0	0.64
9. Oliver, Will-COLO	So	10	6	7	37	85.7	0.60
10. Petersen, Colem-UTAH	Sr	11	6	11	48	54.5	0.55
Garoutte, Alex-ASU	So	11	6	11	43	54.5	0.55
12. Beard, Rob-ORE	Sr	10	4	8	41	50.0	0.40

<b>PUNT RETURN AVG</b>							
	Cl	G	No.	Yds	TD	Long	Avg/G
1. Allen, Keenan-CAL	Jr	9	15	212	1	69	14.1
2. Terrell, D-STAN	Sr	11	21	253	1	76	12.0
3. Morrison, R.-ARIZ	Jr	9	13	132	1	63	10.2
4. Manfro, Steven-UCLA	So	10	15	132	0	27	8.8
5. Miles, Jamal-ASU	Sr	10	22	169	0	25	7.7
6. Crawley, Kenneth-COLO	Fr	10	12	81	0	24	6.8
7. Henderson, Char-UTAH	Fr	11	24	139	0	57	5.8

<b>FIELD GOAL PCT</b>						
	Cl	G	Made	Att.	Long	Pct.
1. Romaine, Trevor-OSU	So	10	13	15	45	86.7
2. Fairbairn, K.-UCLA	Fr	11	12	17	35	70.6
3. Coons, Travis-WASH	Jr	11	7	10	45	70.0
4. D'Amato, Vincen-CAL	Jr	12	16	23	52	69.6
5. Bonano, J.-ARIZ	Sr	11	12	18	46	66.7
6. Furney, Andrew-WSU	Jr	11	11	17	60	64.7
7. Heidari, Andre-USC	So	9	8	13	41	61.5
8. Williamson, J-STAN	Jr	11	13	22	48	59.1
9. Petersen, Colem-UTAH	Sr	11	6	11	48	54.5
Garoutte, Alex-ASU	So	11	6	11	43	54.5
11. Beard, Rob-ORE	Sr	10	4	8	41	50.0

<b>KICK RETURN AVG</b>							
	Cl	G	No.	Yds	TD	Long	Avg/G
1. Lee, Marqise-USC	So	11	24	704	1	100	29.3
2. Thigpen, Damien-UCLA	Sr	10	14	376	0	55	26.9
3. Ross, Rashad-ASU	Sr	11	15	384	1	100	25.6
4. Caldwell, T.-WSU	Fr	9	26	658	0	92	25.3
5. Mosley, Marques-COLO	Fr	11	18	417	0	59	23.2
6. Bigelow, Brenda-CAL	So	12	35	805	0	57	23.0
7. Mickens, Jaydon-WASH	Fr	11	15	341	0	31	22.7
8. Miles, Jamal-ASU	Sr	10	13	272	0	31	20.9
9. Abron, Donta-COLO	Fr	11	19	361	0	48	19.0

<b>PAT KICKING PCT</b>					
	Cl	G	Made	Att.	Pct.
1. Bonano, J.-ARIZ	Sr	11	49	49	100.0
Garoutte, Alex-ASU	So	11	46	46	100.0
Coons, Travis-WASH	Jr	11	33	33	100.0
Oliver, Will-COLO	So	10	23	23	100.0
5. Beard, Rob-ORE	Sr	10	63	64	98.4
6. Williamson, J-STAN	Jr	11	35	36	97.2
7. Petersen, Colem-UTAH	Sr	11	34	35	97.1
8. Furney, Andrew-WSU	Jr	11	23	24	95.8
9. Heidari, Andre-USC	So	9	37	39	94.9
10. Fairbairn, K.-UCLA	Fr	11	49	52	94.2
11. Romaine, Trevor-OSU	So	10	34	37	91.9
12. D'Amato, Vincen-CAL	Jr	12	30	33	90.9

<b>ALL PURPOSE</b>								
	Cl	G	Rush	Rcv	PR	KR	Yds	Avg/G
1. Lee, Marqise-USC	So	11	107	1605	0	704	2416	219.6
2. Carey, K.-ARIZ	So	11	1585	289	0	16	1890	171.8
3. Franklin, J.-UCLA	Sr	11	1441	290	0	5	1736	157.8
4. Barner, Kenjon-ORE	Sr	11	1426	232	0	0	1658	150.7
5. Taylor, S-STAN	Sr	11	1222	188	0	0	1410	128.2
6. Thomas, D.-ORE	So	11	564	381	222	208	1375	125.0
7. Sankey, Bishop-WASH	So	11	1150	175	0	0	1325	120.5
8. Bigelow, Brenda-CAL	So	12	431	92	0	805	1328	110.7
9. Cooks, Brandin-OSU	So	10	67	1039	0	0	1106	110.6
10. Allen, Keenan-CAL	Jr	9	39	737	212	0	988	109.8
11. Wheaton, Markus-OSU	Sr	10	95	986	15	0	1096	109.6
12. Caldwell, T.-WSU	Fr	9	262	29	0	658	949	105.4

<b>PUNTING</b>									
	Cl	G	No.	Yds	Lg	I20	50+	TB	Avg.
1. Sellwood, Sean-UTAH	Sr	11	36	1690	65	8	15	4	46.9
2. Hubner, Josh-ASU	Sr	11	47	2201	73	19	20	7	46.8
3. O'Neill, Darragh-COLO	So	11	72	3137	61	23	15	3	43.6
4. Dugandzic, K.-ARIZ	Sr	11	43	1864	70	18	7	1	43.3
5. Locke, Jeff-UCLA	Sr	11	60	2588	64	29	16	5	43.1
6. Zychlinski, D-STAN	Jr	11	57	2443	67	22	17	7	42.9
7. Negrete, Kyle-USC	Sr	11	33	1392	65	15	8	0	42.2
8. Bowlin, Michael-WSU	Jr	11	56	2348	69	8	14	4	41.9
9. Kostol, Keith-OSU	So	10	52	2179	67	21	7	3	41.9
10. Leininger, Cole-CAL	Fr	12	60	2395	61	13	8	1	39.9
11. Rice, Jackson-ORE	Sr	11	44	1730	56	11	6	3	39.3
12. Coons, Travis-WASH	Jr	11	44	1697	53	12	3	3	38.6

**2012 Pac-12  
Individual Statistics Through games of Nov 19, 2012**

<b>TACKLES (All positions)</b>								<b>SACKS</b>							
	Cl	G	Pos	Solo	Ast	Total	Avg/G		Cl	G	Pos	Solo	Ast	Total	Avg/G
1. Kendrick, Eric-UCLA	So	11	LB	66	46	112	10.2	1. Barr, Anthony-UCLA	Jr	11	LB	11	2	12.0	1.09
2. Fischer, J.-ARIZ	Jr	11	LB	66	32	98	8.9	2. Sutton, Will-ASU	Jr	10		10	1	10.5	1.05
3. Magee, Brandon-ASU	Sr	10		63	24	87	8.7	3. Breslin, Morgan-USC	Jr	11	DE	10	3	11.5	1.05
4. Bucannon, Deone-WSU	Jr	11	S	59	36	95	8.6	4. Crichton, Scott-OSU	So	10	DL	9	0	9.0	0.90
5. Clay, Michael-ORE	Sr	10	LB	50	32	82	8.2	5. Long, Travis-WSU	Sr	11	DE	9	1	9.5	0.86
6. McDonald, T.J.-USC	Sr	11		46	43	89	8.1	Bradford, Carl-ASU		11		9	1	9.5	0.86
7. Flowers, M.-ARIZ	Jr	11	S	52	34	86	7.8	7. Murphy, T-STAN	Sr	11		8	1	8.5	0.77
8. Hill, Josh-CAL	Sr	12		50	37	87	7.2	8. Williams, Leona-USC	Fr	11	DE	7	1	7.5	0.68
9. Tevis, J.-ARIZ	So	9	S	41	24	65	7.2	9. Magee, Brandon-ASU	Sr	10		6	1	6.5	0.65
10. Pullard, Hayes-USC	So	11	LB	48	30	78	7.1	10. Uzo-Diribe, Chid-COLO	Jr	11	DL	7	0	7.0	0.64
11. Forbes, Nick-CAL	So	12		45	40	85	7.1	Hart, Taylor-ORE	Jr	11	DE	7	0	7.0	0.64
12. Alonso, Kiko-ORE	Sr	10	LB	51	17	68	6.8	12. Kruger, Joe-UTAH	Jr	10		5	2	6.0	0.60
13. Williams, Steve-CAL	Jr	12		56	24	80	6.7	13. Marsh, Cassius-UCLA	Jr	11	DL	6	1	6.5	0.59
14. Monroe, Darryl-WSU	Fr	11	LB	38	35	73	6.6	Gardner, B-STAN	Sr	11		5	3	6.5	0.59
Johnson, Keelan-ASU	Sr	11		54	19	73	6.6	15. Onyeali, Junior-ASU	Jr	11		5	2	6.0	0.55
16. Rowe, Eric-UTAH	So	9		36	23	59	6.6	16. Flowers, M.-ARIZ	Jr	11	S	5	1	5.5	0.50
17. Bailey, Dion-USC	So	11	LB	45	26	71	6.5	Horton, Wes-USC	Sr	10	DE	4	2	5.0	0.50
18. Dawson, Lamar-USC	So	10	LB	31	33	64	6.4	Shirley, Josh-WASH	So	11	DE	5	1	5.5	0.50
19. Mullins, Robert-CAL	Sr	11		28	42	70	6.4	Jordan, Dion-ORE	Sr	10	DE	5	0	5.0	0.50
20. Locker, Casey-WSU	Jr	9	S	39	17	56	6.2	Hudson, Andrew-WASH	So	11	DE	5	1	5.5	0.50
21. Feeney, Travis-WASH	Fr	10	DB	41	21	62	6.2								
22. Doctor, Michael-OSU	Jr	10	LB	36	25	61	6.1								
Reynolds, R.-OSU	Jr	10	CB	44	17	61	6.1								
24. McDonald, Tevin-UCLA	So	11	DB	51	16	67	6.1								
Bondurant, T.-ARIZ	So	11	S	43	24	67	6.1								
26. Darby, Alden-ASU	Jr	11		45	21	66	6.0								
27. Timu, John-WASH	So	11	LB	36	29	65	5.9								
Webb, Derrick-COLO	Jr	11	LB	49	16	65	5.9								
Young, Chris-ASU	Jr	11		41	24	65	5.9								
Bradford, Carl-ASU		11		46	19	65	5.9								
31. Reilly, Trevor-UTAH	Jr	11		29	35	64	5.8								
32. Skov, S-STAN	Sr	10		30	28	58	5.8								
33. Lowe, Michael-CAL	So	12		39	30	69	5.8								
34. Murphy, Ryan-OSU	So	10	S	34	23	57	5.7								
35. Long, Travis-WSU	Sr	11	DE	42	19	61	5.5								
Smith, Terrel-COLO	Jr	11	DB	48	13	61	5.5								
Parker, Sean-WASH	Jr	11	DB	43	18	61	5.5								
38. Grandon, J.-ARIZ	So	10	CB	41	14	55	5.5								
39. Sutton, Will-ASU	Jr	10		35	18	53	5.3								
40. Glenn, Justin-WASH	Sr	11	DB	38	20	58	5.3								
Thompson, Shaq-WASH	Fr	11	DB	37	21	58	5.3								
42. Barr, Anthony-UCLA	Jr	11	LB	42	15	57	5.2								
43. Jackson, Brian-ORE	Jr	11	S	28	28	56	5.1								
Sebastian, Aver-CAL	So	11		31	25	56	5.1								
Sagote, Justin-WSU	Jr	11	LB	35	21	56	5.1								
46. Jackson, S.-ARIZ	Fr	11	LB	30	25	55	5.0								
Coen, Cyrus-WSU	So	11	LB	39	16	55	5.0								
Orms, Parker-COLO	Jr	9	DB	37	8	45	5.0								
49. Thomas, C-STAN	Sr	11		33	21	54	4.9								
50. Crawley, Kenneth-COLO	Fr	10	DB	41	8	49	4.9								

<b>TACKLES FOR LOSS</b>							
	Cl	G	Pos	Solo	Ast	Total	Avg/G
1. Sutton, Will-ASU	Jr	10		17	2	18.0	1.80
2. Barr, Anthony-UCLA	Jr	11	LB	15	6	18.0	1.64
3. Breslin, Morgan-USC	Jr	11	DE	16	3	17.5	1.59
4. Crichton, Scott-OSU	So	10	DL	13	4	15.0	1.50
5. Bradford, Carl-ASU		11		14	4	16.0	1.45
6. Murphy, T-STAN	Sr	11		14	3	15.5	1.41
7. Young, Chris-ASU	Jr	11		11	5	13.5	1.23
Jones, Datone-UCLA	Sr	11	DL	13	1	13.5	1.23
Gardner, B-STAN	Sr	11		9	9	13.5	1.23
10. Long, Travis-WSU	Sr	11	DE	12	2	13.0	1.18
11. Williams, Leona-USC	Fr	11	DE	12	1	12.5	1.14
12. Alonso, Kiko-ORE	Sr	10	LB	10	2	11.0	1.10
13. Flowers, M.-ARIZ	Jr	11	S	10	4	12.0	1.09
Coen, Cyrus-WSU	So	11	LB	10	4	12.0	1.09
15. Jordan, Dion-ORE	Sr	10	DE	9	3	10.5	1.05
16. Bondurant, T.-ARIZ	So	11	S	11	1	11.5	1.05
17. Uzo-Diribe, Chid-COLO	Jr	11	DL	10	1	10.5	0.95
Amanam, U-STAN	Sr	11		9	3	10.5	0.95
Coleman, Davon-ASU	Jr	11		9	3	10.5	0.95
20. Anderson, H-STAN	Jr	11		7	6	10.0	0.91

**2012 Pac-12  
Individual Statistics Through games of Nov 19, 2012**

<b>PASSES DEFENDED</b>		Cl	G	BrUp	Int.	Total	Avg/G
1.	Ekpre-Olomu, I.-ORE	So	11	15	3	18	1.64
2.	Reynolds, R.-OSU	Jr	10	13	3	16	1.60
3.	Richards,J-STAN	So	11	12	2	14	1.27
4.	Poyer, Jordan-OSU	Sr	9	5	6	11	1.22
5.	Richardson, S.-ARIZ	Jr	11	13	0	13	1.18
6.	Williams, Steve-CAL	Jr	12	10	3	13	1.08
7.	Irabor, Osahon-ASU	Jr	11	11	0	11	1.00
	Johnson, Keelan-ASU	Sr	11	7	4	11	1.00
9.	Peters, Marcus-WASH	Fr	11	7	3	10	0.91
	Reynolds,E-STAN	Jr	11	5	5	10	0.91
11.	Price, Sheldon-UCLA	Sr	10	5	4	9	0.90
12.	Hill, Josh-CAL	Sr	12	9	1	10	0.83
13.	Brown,T-STAN	Jr	11	8	1	9	0.82
	McDonald, Tevin-UCLA	So	11	8	1	9	0.82
15.	Tevis, J.-ARIZ	So	9	5	2	7	0.78
16.	Carr, Deveron-ASU	Sr	11	7	1	8	0.73
	Mitchell, T.-ORE	So	11	8	0	8	0.73
18.	Lacy, Ryan-UTAH	Sr	10	5	2	7	0.70
	Grandon, J.-ARIZ	So	10	6	1	7	0.70
20.	Harris, Torin-USC	Jr	9	6	0	6	0.67

<b>INTERCEPTIONS</b>		Cl	G	No.	Yds	TD	Long	Avg/G
1.	Poyer, Jordan-OSU	Sr	9	6	105	1	50	0.67
2.	Reynolds,E-STAN	Jr	11	5	221	3	71	0.45
3.	Johnson, Keelan-ASU	Sr	11	4	39	0	35	0.36
	Bucannon, Deone-WSU	Jr	11	4	30	0	22	0.36
	Abbott, Andrew-UCLA	Sr	11	4	27	0	24	0.36
	Bailey, Dion-USC	So	11	4	4	0	2	0.36
7.	Patterson, A.-ORE	Jr	10	3	111	2	43	0.30
	Alonso, Kiko-ORE	Sr	10	3	62	0	41	0.30
	Reynolds, R.-OSU	Jr	10	3	46	0	42	0.30
	Price, Sheldon-UCLA	Sr	10	3	8	0	8	0.30
11.	Darby, Alden-ASU	Jr	11	3	154	1	70	0.27
	McKnight, J.-ARIZ	So	11	3	71	1	48	0.27

<b>FUMBLES FORCED</b>		Cl	G	No.	Avg/G
1.	Ekpre-Olomu, I.-ORE	So	11	6	0.55
2.	Pericak, Will-COLO	Sr	11	4	0.36
3.	Tevis, J.-ARIZ	So	9	3	0.33
4.	Jordan, Dion-ORE	Sr	10	3	0.30
	Sutton, Will-ASU	Jr	10	3	0.30
6.	Flowers, M.-ARIZ	Jr	11	3	0.27
	Shirley, Josh-WASH	So	11	3	0.27
	Carter,A-STAN	Fr	11	3	0.27
	Reilly, Trevor-UTAH	Jr	11	3	0.27
	Lotulelei, Star-UTAH	Sr	11	3	0.27

<b>FUMBLES RECOVERED</b>		Cl	G	No.	Avg/G
1.	Lotulelei, Star-UTAH	Sr	11	4	0.36
2.	Kendricks, Eric-UCLA	So	11	3	0.27
	Fakahafua, Nate-UTAH	So	11	3	0.27
4.	Forbes, Nick-CAL	So	12	3	0.25
5.	Gilbert, R.-ARIZ	So	9	2	0.22
6.	Crichton, Scott-OSU	So	10	2	0.20
	Mauro,J-STAN	Sr	10	2	0.20
	Alonso, Kiko-ORE	Sr	10	2	0.20
	Major, Jon-COLO	Sr	10	2	0.20
10.	Fischer, J.-ARIZ	Jr	11	2	0.18

**2012 Pac-12  
Conference Team Game Highs Through games of Nov 19, 2012**

**TEAM HIGHS (highest totals made by)**

Points	70	Oregon vs COLORADO (10/27/12)
	66	UCLA vs ARIZONA (Nov 03, 2012)
Points scored kicking	15	Arizona vs OKLAHOMA STATE (09-08-2012) [3fg,6pat]
	14	California vs SOUTHERN UTAH (Sep 08, 2012) [3fg,5pat]
	14	Stanford vs DUKE (9/8/12) [3fg,5pat]
Touchdowns	10	Oregon vs COLORADO (10/27/12)
	9	Arizona State vs NORTHERN ARIZONA (Aug 30, 2012)
	9	Oregon vs TENNESSEE TECH (09/15/12)
	9	Oregon at USC (Nov 03, 2012)
	9	UCLA vs ARIZONA (Nov 03, 2012)
	9	Oregon State vs CALIFORNIA (Nov 17, 2012)
Total offense yards	730	Oregon at USC (Nov 03, 2012) [426r,304p]
	689	Arizona vs SOUTH CAROLINA STATE (09-15-2012) [323r,366p]
Total offense plays	103	Arizona at Stanford (10/6/12) [34r,69p]
	102	Arizona vs SOUTH CAROLINA STATE (09-15-2012) [56r,46p]
Total offense yards/play	11.0	Arizona vs COLORADO (11-10-2012) [52-574]
	9.5	USC vs COLORADO (Oct 20, 2012) [48-458]
Rushing yards	438	Arizona vs COLORADO (11-10-2012)
	426	Oregon at USC (Nov 03, 2012)
Rushing attempts	63	UCLA vs ARIZONA (Nov 03, 2012)
	61	Arizona State vs WASHINGTON STATE (Nov 17, 2012)
Yards per rush	11.5	Arizona vs COLORADO (11-10-2012) [38-438]
	9.3	UCLA at Rice (Aug 30, 2012) [37-343]
Rushing TDs	7	Arizona State vs NORTHERN ARIZONA (Aug 30, 2012)
	7	Oregon vs COLORADO (10/27/12)
Longest rush	86	Oregon at Arizona State (Oct 18, 2012)
	84	Colorado at Washington State (Sep 22, 2012)
Passing yards	493	USC at Arizona (10-27-2012)
	491	Arizona at Stanford (10/6/12)
Passing attempts	69	Arizona at Stanford (10/6/12)
	64	Washington State vs OREGON (Sep 29, 2012)
Passing TDs	7	USC vs COLORADO (Oct 20, 2012)
	7	Oregon at California (Nov 10, 2012)
Longest pass	83	USC at Utah (Oct 04, 2012)
	81	Washington State at UNLV (Sep 14, 2012)
Passes completed	45	Arizona at Stanford (10/6/12)
	42	Washington State at Stanford (10/27/12)
Had intercepted	4	Colorado at Fresno State (Sep 15, 2012)
	4	Arizona at Oregon (09/22/12)
	4	Washington State at Oregon State (Oct 06, 2012)
	4	UCLA at California (Oct 06, 2012)
	4	Arizona State vs OREGON (Oct 18, 2012)
	4	Oregon State at Washington (10/27/12)
Pass completion pct	92.0	USC vs COLORADO (Oct 20, 2012) [23-25]
	87.0	Oregon at USC (Nov 03, 2012) [20-23]
Passing yards/attempt	13.6	USC vs COLORADO (Oct 20, 2012) [25-340]
	13.2	Oregon at USC (Nov 03, 2012) [23-304]
Yards per catch	19.4	Stanford vs WASHINGTON STATE (10/27/12) [7-136]
	19.1	Oregon State vs ARIZONA STATE (Nov 03, 2012) [14-267]
Field goal attempts	5	Arizona State vs UTAH (Sep 22, 2012)
	5	Arizona State at California (Sep 29, 2012)
	4	Stanford vs DUKE (9/8/12)
	4	UCLA vs NEBRASKA (Sep 08, 2012)
	4	California at USC (Sep 22, 2012)
Field goals made	3	California vs SOUTHERN UTAH (Sep 08, 2012)

**2012 Pac-12  
Team Game Highs Through games of Nov 19, 2012**

	3	Arizona vs OKLAHOMA STATE (09-08-2012)
	3	Stanford vs DUKE (9/8/12)
	3	UCLA vs HOU (Sep 15, 2012)
	3	California at USC (Sep 22, 2012)
	3	Arizona State vs UTAH (Sep 22, 2012)
	3	Arizona State vs UCLA (Oct 27, 2012)
	3	Oregon State vs ARIZONA STATE (Nov 03, 2012)
	3	Oregon State at Stanford (11/10/12)
Longest field goal	60	Washington State vs EASTERN WASHINGTON (Sep 8, 2012)
	52	California at Washington State (Oct 12, 2012)
Field goal pct	100.0	California vs SOUTHERN UTAH (Sep 08, 2012) [3-3]
	100.0	Arizona vs OKLAHOMA STATE (09-08-2012) [3-3]
	100.0	UCLA vs HOU (Sep 15, 2012) [3-3]
	100.0	Arizona State vs UCLA (Oct 27, 2012) [3-3]
	100.0	Oregon State vs ARIZONA STATE (Nov 03, 2012) [3-3]
	100.0	Oregon State at Stanford (11/10/12) [3-3]
PAT kicks attempted	10	Oregon vs COLORADO (10/27/12)
	9	Arizona State vs NORTHERN ARIZONA (Aug 30, 2012)
	9	Oregon vs TENNESSEE TECH (09/15/12)
	9	Oregon at USC (Nov 03, 2012)
	9	UCLA vs ARIZONA (Nov 03, 2012)
	9	Oregon State vs CALIFORNIA (Nov 17, 2012)
	8	Arizona vs SOUTH CAROLINA STATE (09-15-2012)
	8	Oregon at California (Nov 10, 2012)
	8	Arizona vs COLORADO (11-10-2012)
PAT kicks made	10	Oregon vs COLORADO (10/27/12)
	9	Arizona State vs NORTHERN ARIZONA (Aug 30, 2012)
	9	Oregon vs TENNESSEE TECH (09/15/12)
	9	UCLA vs ARIZONA (Nov 03, 2012)
	8	Arizona vs SOUTH CAROLINA STATE (09-15-2012)
	8	Oregon at USC (Nov 03, 2012)
	8	Oregon at California (Nov 10, 2012)
	8	Arizona vs COLORADO (11-10-2012)
	8	Oregon State vs CALIFORNIA (Nov 17, 2012)
PAT kicks pct	100.0	Oregon vs COLORADO (10/27/12) [10-10]
	100.0	Arizona State vs NORTHERN ARIZONA (Aug 30, 2012) [9-9]
	100.0	Oregon vs TENNESSEE TECH (09/15/12) [9-9]
	100.0	UCLA vs ARIZONA (Nov 03, 2012) [9-9]
	100.0	Arizona vs SOUTH CAROLINA STATE (09-15-2012) [8-8]
	100.0	Oregon at California (Nov 10, 2012) [8-8]
	100.0	Arizona vs COLORADO (11-10-2012) [8-8]
	100.0	Oregon vs ARKANSAS STATE (09/01/12) [7-7]
	100.0	Washington vs PORTLAND STATE (09/15/12) [7-7]
	100.0	Oregon vs WASHINGTON (10/06/12) [7-7]
	100.0	Arizona vs WASHINGTON (10-20-2012) [7-7]
	100.0	Utah vs CALIFORNIA (10/27/12) [7-7]
2-point PAT attempts	9	Colorado vs STANFORD (Nov 03, 2012)
	3	USC vs HAWAII (Sep 01, 2012)
	2	UCLA at Rice (Aug 30, 2012)
	2	Arizona at Stanford (10/6/12)
	2	Arizona vs USC (10-27-2012)
	1	Oregon vs ARKANSAS STATE (09/01/12)
	1	Arizona vs OKLAHOMA STATE (09-08-2012)
	1	Arizona State at Missouri (Sep 15, 2012)
	1	Oregon vs ARIZONA (09/22/12)
	1	Oregon at Washington State (Sep 29, 2012)

**2012 Pac-12  
Team Game Highs Through games of Nov 19, 2012**

	1	Stanford vs ARIZONA (10/6/12)
	1	Oregon at Arizona State (Oct 18, 2012)
	1	USC vs COLORADO (Oct 20, 2012)
	1	Arizona State vs UCLA (Oct 27, 2012)
	1	USC at Arizona (10-27-2012)
	1	USC vs OREGON (Nov 03, 2012)
	1	Utah vs WASHINGTON STATE (11/03/12)
	1	Stanford vs OREGON STATE (11/10/12)
	1	Washington State vs UCLA (Nov 10, 2012)
	1	Washington vs UTAH (11/10/12)
	1	Utah at Washington (11/10/12)
	1	Arizona State vs WASHINGTON STATE (Nov 17, 2012)
	1	USC at UCLA (Nov 17, 2012)
2-point PATs made	1	UCLA at Rice (Aug 30, 2012)
	1	Oregon vs ARKANSAS STATE (09/01/12)
	1	Arizona vs OKLAHOMA STATE (09-08-2012)
	1	Oregon vs ARIZONA (09/22/12)
	1	Arizona at Stanford (10/6/12)
	1	Oregon at Arizona State (Oct 18, 2012)
	1	USC at Arizona (10-27-2012)
	1	Utah vs WASHINGTON STATE (11/03/12)
	1	Washington State vs UCLA (Nov 10, 2012)
	1	Utah at Washington (11/10/12)
	1	Arizona State vs WASHINGTON STATE (Nov 17, 2012)
	1	USC at UCLA (Nov 17, 2012)
Punts	11	Utah at Utah State (Sep 07, 2012)
	10	Colorado at Fresno State (Sep 15, 2012)
	10	Colorado vs UCLA (Sep 29, 2012)
	10	Washington State at Arizona State (Nov 17, 2012)
Longest punt	73	Arizona State vs UCLA (Oct 27, 2012)
	70	Arizona vs OREGON STATE (09-29-2012)
Yards punted	526	Utah at Utah State (Sep 07, 2012) [11-526]
	445	Colorado vs UCLA (Sep 29, 2012) [10-445]
Punting avg	54.2	Stanford vs ARIZONA (10/6/12) [4-217]
	53.2	Washington State at UNLV (Sep 14, 2012) [4-213]
Punt returns	7	UCLA at Colorado (Sep 29, 2012)
	5	UCLA vs HOU (Sep 15, 2012)
	5	Arizona State vs OREGON (Oct 18, 2012)
	5	Stanford at Colorado (Nov 03, 2012)
	5	Utah vs WASHINGTON STATE (11/03/12)
Punt return yards	112	Oregon vs COLORADO (10/27/12)
	100	Stanford vs DUKE (9/8/12)
Punt return avg	33.3	Stanford vs DUKE (9/8/12) [3-100]
	31.3	California vs SOUTHERN UTAH (Sep 08, 2012) [3-94]
Punt return TDs	1	California vs SOUTHERN UTAH (Sep 08, 2012)
	1	Stanford vs DUKE (9/8/12)
	1	Arizona vs WASHINGTON (10-20-2012)
	1	Oregon vs COLORADO (10/27/12)
	1	USC at Washington (Oct 13, 2012)
Longest punt return	76	Stanford vs DUKE (9/8/12)
	73	Oregon vs COLORADO (10/27/12)
Kick returns	10	Colorado at Oregon (10/27/12)
	10	California vs OREGON (Nov 10, 2012)
Kick return yards	266	USC vs OREGON (Nov 03, 2012)
	238	Washington State vs OREGON (Sep 29, 2012)
Kick return avg	58.5	Arizona State at Colorado (Oct 11, 2012) [2-117]

**2012 Pac-12  
Team Game Highs Through games of Nov 19, 2012**

	57.5	Utah vs CALIFORNIA (10/27/12) [4-230]
Longest kick return	100	USC vs HAWAI'I (Sep 01, 2012)
	100	Arizona State at Colorado (Oct 11, 2012)
	100	Utah vs CALIFORNIA (10/27/12)
	100	Utah vs WASHINGTON STATE (11/03/12)
Kick return TDs	2	Utah vs CALIFORNIA (10/27/12)
	1	USC vs HAWAI'I (Sep 01, 2012)
	1	Arizona State at Colorado (Oct 11, 2012)
	1	Utah vs WASHINGTON STATE (11/03/12)
Interceptions	5	UCLA vs HOU (Sep 15, 2012)
	4	Oregon vs ARIZONA (09/22/12)
	4	Oregon State vs WASHINGTON STATE (Oct 06, 2012)
	4	California vs UCLA (Oct 06, 2012)
	4	Oregon at Arizona State (Oct 18, 2012)
	4	Washington vs OREGON STATE (10/27/12)
Interception return yds	129	Stanford vs DUKE (9/8/12)
	117	Arizona State vs NORTHERN ARIZONA (Aug 30, 2012)
Interception return avg	43.0	Stanford vs DUKE (9/8/12) [3-129]
	39.0	Arizona State vs NORTHERN ARIZONA (Aug 30, 2012) [3-117]
Longest interception rtn	71	Stanford vs DUKE (9/8/12)
	70	Arizona State at USC (Nov 10, 2012)
Interception return TDs	2	Oregon vs ARIZONA (09/22/12)
	1	Utah vs NORTHERN COLORADO (08/30/12)
	1	USC vs HAWAI'I (Sep 01, 2012)
	1	Arizona State vs NORTHERN ARIZONA (Aug 30, 2012)
	1	California vs SOUTHERN UTAH (Sep 08, 2012)
	1	Arizona vs OKLAHOMA STATE (09-08-2012)
	1	Stanford vs DUKE (9/8/12)
	1	Washington vs PORTLAND STATE (09/15/12)
	1	Stanford at Washington (09/27/12)
	1	Oregon at Washington State (Sep 29, 2012)
	1	Oregon vs WASHINGTON (10/06/12)
	1	USC at Utah (Oct 04, 2012)
	1	Oregon State at BYU Cougars (Oct 13, 2012)
	1	Arizona State vs OREGON (Oct 18, 2012)
	1	Stanford vs WASHINGTON STATE (10/27/12)
	1	Stanford at Colorado (Nov 03, 2012)
	1	Arizona State at USC (Nov 10, 2012)
Fumbles lost	3	Oregon vs FRESNO STATE (Sep 08, 2012)
	3	UCLA vs HOU (Sep 15, 2012)
	3	Washington at Oregon (10/06/12)
	3	Colorado at USC (Oct 20, 2012)
	3	USC at Arizona (10-27-2012)
	3	Arizona at UCLA (Nov 03, 2012)
	3	California vs WASHINGTON (Nov 2, 2012)
	3	Washington at California (Nov 2, 2012)
	3	Colorado vs WASHINGTON (Nov 17, 2012)
	3	California at Oregon State (Nov 17, 2012)
Fumbles recovered	3	Oregon vs WASHINGTON (10/06/12)
	3	Stanford at Notre Dame (Oct 13, 2012)
	3	USC vs COLORADO (Oct 20, 2012)
	3	Arizona vs USC (10-27-2012)
	3	UCLA vs ARIZONA (Nov 03, 2012)
	3	Washington at California (Nov 2, 2012)
	3	California vs WASHINGTON (Nov 2, 2012)
	3	Washington at Colorado (Nov 17, 2012)

**2012 Pac-12  
Team Game Highs Through games of Nov 19, 2012**

	3	Oregon State vs CALIFORNIA (Nov 17, 2012)
Sacked by opp	10	Washington State at Stanford (10/27/12)
	9	California at USC (Sep 22, 2012)
QB sacks	10	Stanford vs WASHINGTON STATE (10/27/12)
	9	USC vs CALIFORNIA (Sep 22, 2012)
Turnovers committed	6	UCLA at California (Oct 06, 2012)
	6	Colorado at USC (Oct 20, 2012)
Turnovers caused	6	UCLA vs HOU (Sep 15, 2012)
	6	California vs UCLA (Oct 06, 2012)
	6	USC vs COLORADO (Oct 20, 2012)
Kicks blocked	4	UCLA at Washington State (Nov 10, 2012)
	2	Washington vs PORTLAND STATE (09/15/12)
	2	UCLA at California (Oct 06, 2012)
	2	UCLA vs USC (Nov 17, 2012)
First downs	43	Arizona vs SOUTH CAROLINA STATE (09-15-2012)
	38	Arizona at Stanford (10/6/12)
1st downs rushing	22	Arizona vs SOUTH CAROLINA STATE (09-15-2012)
	22	Oregon at USC (Nov 03, 2012)
1st downs passing	25	Arizona at Stanford (10/6/12)
	20	USC at Arizona (10-27-2012)
1st downs by penalty	9	Washington State vs UCLA (Nov 10, 2012)
	8	Oregon State vs CALIFORNIA (Nov 17, 2012)
Penalties	15	Arizona at UCLA (Nov 03, 2012)
	15	California at Oregon State (Nov 17, 2012)
Penalties yards	172	California at Oregon State (Nov 17, 2012)
	134	UCLA vs ARIZONA (Nov 03, 2012)

**2012 Pac-12  
Conference Opponent Game Lows Through games of Nov 19, 2012**

**OPPONENT LOWS (lowest totals allowed by)**

Total offense yards	76	Stanford at Colorado (Nov 03, 2012)
	114	Utah vs NORTHERN COLORADO (08/30/12)
Total offense yards/play	1.7	Stanford at Colorado (Nov 03, 2012) [44-76]
	2.3	Utah vs NORTHERN COLORADO (08/30/12) [50-114]
Rushing yards	-21	Stanford at Colorado (Nov 03, 2012)
	-18	Stanford vs WASHINGTON STATE (10/27/12)
Rushing attempts	13	Utah vs WASHINGTON STATE (11/03/12)
	14	Oregon State vs WASHINGTON STATE (Oct 06, 2012)
Yards per rush	-1.0	Stanford at Colorado (Nov 03, 2012) [21--21]
	-0.8	Stanford vs WASHINGTON STATE (10/27/12) [24--18]
Longest rush	5	Stanford at Colorado (Nov 03, 2012)
	7	Washington vs STANFORD (09/27/12)
Passing attempts	14	Colorado at Arizona (11-10-2012)
	15	Washington State at Stanford (10/27/12)
Passing yards	48	Arizona State vs OREGON (Oct 18, 2012)
	51	Washington at Colorado (Nov 17, 2012)
Yards per completion	4.4	Arizona State vs OREGON (Oct 18, 2012) [11-48]
	5.1	Washington at Colorado (Nov 17, 2012) [10-51]
Passes completed	7	Washington State at Stanford (10/27/12)
	8	Washington vs UTAH (11/10/12)
Pass completion pct	32.1	Arizona State at California (Sep 29, 2012) [9-28]
	34.8	Washington vs UTAH (11/10/12) [8-23]
Longest pass	10	Washington at Colorado (Nov 17, 2012)
	11	Arizona State vs OREGON (Oct 18, 2012)
First downs	6	Stanford at Colorado (Nov 03, 2012)
	7	Utah vs NORTHERN COLORADO (08/30/12)
1st downs rushing	1	Stanford at Colorado (Nov 03, 2012)
	2	Utah vs NORTHERN COLORADO (08/30/12)
	2	Stanford vs SAN JOSE STATE (8/31/12)
	2	Stanford vs DUKE (9/8/12)
	2	Stanford vs USC (9/15/12)
	2	Washington vs PORTLAND STATE (09/15/12)
	2	California at Washington State (Oct 12, 2012)
	2	Stanford at California (Oct 20, 2012)
	2	Utah at Oregon State (Oct 20, 2012)
	2	Utah vs WASHINGTON STATE (11/03/12)
1st downs passing	1	Oregon vs TENNESSEE TECH (09/15/12)
	3	Washington vs SAN DIEGO STATE (09/01/12)
	3	Arizona vs SOUTH CAROLINA STATE (09-15-2012)
	3	Stanford at Washington (09/27/12)
	3	Stanford at Colorado (Nov 03, 2012)
	3	Washington vs UTAH (11/10/12)
1st downs by penalty	0	Washington State at BYU Cougars (Aug 30, 2012)
	0	Stanford vs SAN JOSE STATE (8/31/12)
	0	Arizona State vs NORTHERN ARIZONA (Aug 30, 2012)
	0	Arizona State vs ILLINOIS (Sep 08, 2012)
	0	California at Ohio State (Sep 15, 2012)
	0	Colorado at Washington State (Sep 22, 2012)
	0	Arizona at Oregon (09/22/12)
	0	Washington vs STANFORD (09/27/12)
	0	Washington State at Oregon State (Oct 06, 2012)
	0	Washington State vs CALIFORNIA (Oct 12, 2012)
	0	Utah at UCLA (Oct 13, 2012)
	0	Arizona State vs OREGON (Oct 18, 2012)
	0	Oregon at Arizona State (Oct 18, 2012)

**2012 Pac-12  
Opponent Game Lows Through games of Nov 19, 2012**

	0	Utah vs CALIFORNIA (10/27/12)
	0	USC at Washington (Oct 13, 2012)
	0	USC vs OREGON (Nov 03, 2012)
	0	USC vs ARIZONA STATE (Nov 10, 2012)
	0	Colorado at Arizona (11-10-2012)
	0	Oregon State at Stanford (11/10/12)
	0	Arizona at Utah (11/17/12)
	0	Washington State at Arizona State (Nov 17, 2012)
Penalties	1	California vs ARIZONA STATE (Sep 29, 2012)
	2	Oregon at Arizona State (Oct 18, 2012)
	2	Stanford vs OREGON STATE (11/10/12)
Penalties yards	10	Oregon at Arizona State (Oct 18, 2012)
	10	Stanford vs OREGON STATE (11/10/12)

**2012 Pac-12  
Conference Individual Game Highs Through games of Nov 19, 2012**

**INDIVIDUAL PLAYER GAME HIGHS**

Points scored	30	Barner, Kenjon (Oregon) at USC (Nov 03, 2012)
	30	Carey, K. (Arizona) vs COLORADO (11-10-2012)
Touchdowns	5	Barner, Kenjon (Oregon) at USC (Nov 03, 2012)
	5	Carey, K. (Arizona) vs COLORADO (11-10-2012)
TD responsibility	6	Barkley, Matt (USC) at Syracuse (Sep 08, 2012) [0r,6p]
	6	Barkley, Matt (USC) vs COLORADO (Oct 20, 2012) [0r,6p]
	6	Mariota, Marcus (Oregon) at California (Nov 10, 2012) [0r,6p]
Points scored kicking	15	Bonano, J. (Arizona) vs OKLAHOMA STATE (09-08-2012) [3fg,6pat]
	14	D'Amato, Vincen (California) vs SOUTHERN UTAH (Sep 08, 2012) [3fg,5pat]
	14	Williamson, J (Stanford) vs DUKE (9/8/12) [3fg,5pat]
Total offense yards	497	Barkley, Matt (USC) at Arizona (10-27-2012) [4r,493p]
	485	Scott, M. (Arizona) at Stanford (10/6/12) [-6r,491p]
Total offense plays	76	Tuel, Jeff (Washington State) at Stanford (10/27/12) [17r,59p]
	74	Scott, M. (Arizona) at Stanford (10/6/12) [5r,69p]
Total offense yards/play	40.0	Bigelow, Brenda (California) at Ohio State (Sep 15, 2012) [4-160]
	37.0	Lasco, Daniel (California) vs SOUTHERN UTAH (Sep 08, 2012) [2-74]
Rushing yards	366	Carey, K. (Arizona) vs COLORADO (11-10-2012)
	321	Barner, Kenjon (Oregon) at USC (Nov 03, 2012)
Rushing attempts	38	Barner, Kenjon (Oregon) at USC (Nov 03, 2012)
	34	Barner, Kenjon (Oregon) vs FRESNO STATE (Sep 08, 2012)
	34	Sankey, Bishop (Washington) vs UTAH (11/10/12)
Yards per rush	40.0	Bigelow, Brenda (California) at Ohio State (Sep 15, 2012) [4-160]
	37.0	Lasco, Daniel (California) vs SOUTHERN UTAH (Sep 08, 2012) [2-74]
Rushing TDs	5	Barner, Kenjon (Oregon) at USC (Nov 03, 2012)
	5	Carey, K. (Arizona) vs COLORADO (11-10-2012)
Longest rush	86	Mariota, Marcus (Oregon) at Arizona State (Oct 18, 2012)
	84	Jones, Tony (Colorado) at Washington State (Sep 22, 2012)
Passing yards	493	Barkley, Matt (USC) at Arizona (10-27-2012)
	491	Scott, M. (Arizona) at Stanford (10/6/12)
Passing attempts	69	Scott, M. (Arizona) at Stanford (10/6/12)
	60	Halliday, C. (Washington State) vs COLORADO (Sep 22, 2012)
	60	Halliday, C. (Washington State) vs OREGON (Sep 29, 2012)
Passing TDs	6	Barkley, Matt (USC) at Syracuse (Sep 08, 2012)
	6	Barkley, Matt (USC) vs COLORADO (Oct 20, 2012)
	6	Mariota, Marcus (Oregon) at California (Nov 10, 2012)
Longest pass	83	Barkley, Matt (USC) at Utah (Oct 04, 2012)
	81	Halliday, C. (Washington State) at UNLV (Sep 14, 2012)
Passes completed	45	Scott, M. (Arizona) at Stanford (10/6/12)
	42	Tuel, Jeff (Washington State) at Stanford (10/27/12)
Had intercepted	4	Hundley, Brett (UCLA) at California (Oct 06, 2012)
	4	Mannion, Sean (Oregon State) at Washington (10/27/12)
Pass completion pct	100.0	Wilson, Travis (Utah) vs NORTHERN COLORADO (08/30/12) [2-2]
	100.0	Wittek, Max (USC) vs HAWAI'I (Sep 01, 2012) [3-3]
	100.0	Tuel, Jeff (Washington State) vs OREGON (Sep 29, 2012) [4-4]
	100.0	Kessler, Cody (USC) vs COLORADO (Oct 20, 2012) [2-2]
	100.0	Hill, Troy (Oregon) vs COLORADO (10/27/12) [4-4]
	100.0	Prince, Kevin (UCLA) vs ARIZONA (Nov 03, 2012) [2-2]
	100.0	Hays, Jon (Utah) vs WASHINGTON STATE (11/03/12) [3-3]
	100.0	Schulz, Adam (Utah) vs WASHINGTON STATE (11/03/12) [2-2]
	100.0	Wittek, Max (USC) at UCLA (Nov 17, 2012) [3-3]
Pass yards/attempt	26.0	Schulz, Adam (Utah) vs WASHINGTON STATE (11/03/12) [2-52]
	25.2	Brehaut, R. (UCLA) at Rice (Aug 30, 2012) [4-101]
Pass yards/catch	26.0	Schulz, Adam (Utah) vs WASHINGTON STATE (11/03/12) [2-52]
	33.7	Brehaut, R. (UCLA) at Rice (Aug 30, 2012) [3-101]

**2012 Pac-12  
Individual Game Highs Through games of Nov 19, 2012**

Receiving yards	345	Lee, Marqise (USC) at Arizona (10-27-2012)
	259	Hill, A. (Arizona) vs USC (10-27-2012)
Receptions	16	Lee, Marqise (USC) at Arizona (10-27-2012)
	12	Wilson, Marq. (Washington State) vs OREGON (Sep 29, 2012)
	12	Lee, Marqise (USC) at Utah (Oct 04, 2012)
	12	Lee, Marqise (USC) vs OREGON (Nov 03, 2012)
Yards per catch	36.5	Ozier, Kevin (Arizona State) vs UTAH (Sep 22, 2012) [2-73]
	35.5	Patterson, JR (Stanford) vs ARIZONA (10/6/12) [2-71]
Receiving TDs	4	Woods, Robert (USC) vs COLORADO (Oct 20, 2012)
	3	Lee, Marqise (USC) at Syracuse (Sep 08, 2012)
	3	Grice, Marion (Arizona State) at Colorado (Oct 11, 2012)
	3	Huff, Josh (Oregon) at California (Nov 10, 2012)
Longest reception	83	Lee, Marqise (USC) at Utah (Oct 04, 2012)
	81	Wilson, Marq. (Washington State) at UNLV (Sep 14, 2012)
Field goal attempts	5	Garoutte, Alex (Arizona State) at California (Sep 29, 2012)
	4	Williamson, J (Stanford) vs DUKE (9/8/12)
	4	Fairbairn, K. (UCLA) vs NEBRASKA (Sep 08, 2012)
	4	D'Amato, Vincen (California) at USC (Sep 22, 2012)
	4	Garoutte, Alex (Arizona State) vs UTAH (Sep 22, 2012)
Field goals made	3	D'Amato, Vincen (California) vs SOUTHERN UTAH (Sep 08, 2012)
	3	Bonano, J. (Arizona) vs OKLAHOMA STATE (09-08-2012)
	3	Williamson, J (Stanford) vs DUKE (9/8/12)
	3	Fairbairn, K. (UCLA) vs HOU (Sep 15, 2012)
	3	D'Amato, Vincen (California) at USC (Sep 22, 2012)
	3	Garoutte, Alex (Arizona State) vs UTAH (Sep 22, 2012)
	3	Mora, Jon (Arizona State) vs UCLA (Oct 27, 2012)
	3	Romaine, Trevor (Oregon State) vs ARIZONA STATE (Nov 03, 2012)
	3	Romaine, Trevor (Oregon State) at Stanford (11/10/12)
Longest field goal	60	Furney, Andrew (Washington State) vs EASTERN WASHINGTON (Sep 8, 2012)
	52	D'Amato, Vincen (California) at Washington State (Oct 12, 2012)
Field goal pct	100.0	D'Amato, Vincen (California) vs SOUTHERN UTAH (Sep 08, 2012) [3-3]
	100.0	Bonano, J. (Arizona) vs OKLAHOMA STATE (09-08-2012) [3-3]
	100.0	Fairbairn, K. (UCLA) vs HOU (Sep 15, 2012) [3-3]
	100.0	Mora, Jon (Arizona State) vs UCLA (Oct 27, 2012) [3-3]
	100.0	Romaine, Trevor (Oregon State) vs ARIZONA STATE (Nov 03, 2012) [3-3]
	100.0	Romaine, Trevor (Oregon State) at Stanford (11/10/12) [3-3]
	100.0	Furney, Andrew (Washington State) at BYU Cougars (Aug 30, 2012) [2-2]
	100.0	Williamson, J (Stanford) vs SAN JOSE STATE (8/31/12) [2-2]
	100.0	Heidari, Andre (USC) vs CALIFORNIA (Sep 22, 2012) [2-2]
	100.0	Romaine, Trevor (Oregon State) at UCLA (Sep 22, 2012) [2-2]
	100.0	Beard, Rob (Oregon) vs ARIZONA (09/22/12) [2-2]
	100.0	Williamson, J (Stanford) at Washington (09/27/12) [2-2]
	100.0	Furney, Andrew (Washington State) vs OREGON (Sep 29, 2012) [2-2]
	100.0	Bonano, J. (Arizona) at Stanford (10/6/12) [2-2]
	100.0	Furney, Andrew (Washington State) at Oregon State (Oct 06, 2012) [2-2]
	100.0	Romaine, Trevor (Oregon State) vs WASHINGTON STATE (Oct 06, 2012) [2-2]
	100.0	Oliver, Will (Colorado) at USC (Oct 20, 2012) [2-2]
	100.0	Coons, Travis (Washington) vs OREGON STATE (10/27/12) [2-2]
	100.0	D'Amato, Vincen (California) at Utah (10/27/12) [2-2]
	100.0	Williamson, J (Stanford) at Colorado (Nov 03, 2012) [2-2]
	100.0	Petersen, Colem (Utah) vs WASHINGTON STATE (11/03/12) [2-2]
	100.0	Bonano, J. (Arizona) at Utah (11/17/12) [2-2]
PAT kicks attempted	10	Beard, Rob (Oregon) vs COLORADO (10/27/12)

**2012 Pac-12  
Individual Game Highs Through games of Nov 19, 2012**

	9	Garoutte, Alex (Arizona State) vs NORTHERN ARIZONA (Aug 30, 2012)
	9	Beard, Rob (Oregon) vs TENNESSEE TECH (09/15/12)
	9	Beard, Rob (Oregon) at USC (Nov 03, 2012)
	9	Fairbairn, K. (UCLA) vs ARIZONA (Nov 03, 2012)
	9	Romaine, Trevor (Oregon State) vs CALIFORNIA (Nov 17, 2012)
	8	Bonano, J. (Arizona) vs SOUTH CAROLINA STATE (09-15-2012)
	8	Maldonado, A. (Oregon) at California (Nov 10, 2012)
	8	Bonano, J. (Arizona) vs COLORADO (11-10-2012)
PAT kicks made	10	Beard, Rob (Oregon) vs COLORADO (10/27/12)
	9	Garoutte, Alex (Arizona State) vs NORTHERN ARIZONA (Aug 30, 2012)
	9	Beard, Rob (Oregon) vs TENNESSEE TECH (09/15/12)
	9	Fairbairn, K. (UCLA) vs ARIZONA (Nov 03, 2012)
	8	Bonano, J. (Arizona) vs SOUTH CAROLINA STATE (09-15-2012)
	8	Beard, Rob (Oregon) at USC (Nov 03, 2012)
	8	Maldonado, A. (Oregon) at California (Nov 10, 2012)
	8	Bonano, J. (Arizona) vs COLORADO (11-10-2012)
	8	Romaine, Trevor (Oregon State) vs CALIFORNIA (Nov 17, 2012)
PAT kicks pct	100.0	Beard, Rob (Oregon) vs COLORADO (10/27/12) [10-10]
	100.0	Garoutte, Alex (Arizona State) vs NORTHERN ARIZONA (Aug 30, 2012) [9-9]
	100.0	Beard, Rob (Oregon) vs TENNESSEE TECH (09/15/12) [9-9]
	100.0	Fairbairn, K. (UCLA) vs ARIZONA (Nov 03, 2012) [9-9]
	100.0	Bonano, J. (Arizona) vs SOUTH CAROLINA STATE (09-15-2012) [8-8]
	100.0	Maldonado, A. (Oregon) at California (Nov 10, 2012) [8-8]
	100.0	Bonano, J. (Arizona) vs COLORADO (11-10-2012) [8-8]
	88.9	Beard, Rob (Oregon) at USC (Nov 03, 2012) [8-9]
	88.9	Romaine, Trevor (Oregon State) vs CALIFORNIA (Nov 17, 2012) [8-9]
Punts	10	Sellwood, Sean (Utah) at Utah State (Sep 07, 2012)
	10	O'Neill,Darragh (Colorado) at Fresno State (Sep 15, 2012)
	10	O'Neill,Darragh (Colorado) vs UCLA (Sep 29, 2012)
	10	Bowlin, Michael (Washington State) at Arizona State (Nov 17, 2012)
Yards punted	526	Sellwood, Sean (Utah) at Utah State (Sep 07, 2012) [10-526]
	445	O'Neill,Darragh (Colorado) vs UCLA (Sep 29, 2012) [10-445]
Longest punt	73	Hubner, Josh (Arizona State) vs UCLA (Oct 27, 2012)
	70	Dugandzic, K. (Arizona) vs OREGON STATE (09-29-2012)
Punting avg	58.0	Sellwood, Sean (Utah) vs WASHINGTON STATE (11/03/12) [2-116]
	54.3	Sellwood, Sean (Utah) at UCLA (Oct 13, 2012) [3-163]
Punt returns	5	Manfro, Steven (UCLA) vs HOU (Sep 15, 2012)
	5	Manfro, Steven (UCLA) at Colorado (Sep 29, 2012)
	5	Terrell,D (Stanford) at Colorado (Nov 03, 2012)
	5	Henderson, Char (Utah) vs WASHINGTON STATE (11/03/12)
Punt return yards	100	Terrell,D (Stanford) vs DUKE (9/8/12)
	94	Allen, Keenan (California) vs SOUTHERN UTAH (Sep 08, 2012)
Longest punt return	76	Terrell,D (Stanford) vs DUKE (9/8/12)
	73	Thomas, D. (Oregon) vs COLORADO (10/27/12)
Punt return TDs	1	Allen, Keenan (California) vs SOUTHERN UTAH (Sep 08, 2012)
	1	Terrell,D (Stanford) vs DUKE (9/8/12)
	1	Morrison, R. (Arizona) vs WASHINGTON (10-20-2012)
	1	Thomas, D. (Oregon) vs COLORADO (10/27/12)
	1	Brown, Anthony (USC) at Washington (Oct 13, 2012)
Punt return avg	35.0	Thomas, D. (Oregon) vs COLORADO (10/27/12) [2-70]
	33.3	Terrell,D (Stanford) vs DUKE (9/8/12) [3-100]
Kick returns	9	Abron, Donta (Colorado) at Oregon (10/27/12)
	8	Caldwell, T. (Washington State) vs OREGON (Sep 29, 2012)

**2012 Pac-12  
Individual Game Highs Through games of Nov 19, 2012**

	8	Lee, Marqise (USC) vs OREGON (Nov 03, 2012)
	8	Bigelow, Brenda (California) at Oregon State (Nov 17, 2012)
Kick return yards	251	Lee, Marqise (USC) vs OREGON (Nov 03, 2012)
	222	Dunn, Reggie (Utah) vs CALIFORNIA (10/27/12)
Kick return avg	74.0	Dunn, Reggie (Utah) vs CALIFORNIA (10/27/12) [3-222]
	41.0	Lee, Marqise (USC) at Arizona (10-27-2012) [3-123]
Longest kick return	100	Lee, Marqise (USC) vs HAWAI'I (Sep 01, 2012)
	100	Ross, Rashad (Arizona State) at Colorado (Oct 11, 2012)
	100	Dunn, Reggie (Utah) vs CALIFORNIA (10/27/12)
	100	Dunn, Reggie (Utah) vs WASHINGTON STATE (11/03/12)
Kick return TDs	2	Dunn, Reggie (Utah) vs CALIFORNIA (10/27/12)
	1	Lee, Marqise (USC) vs HAWAI'I (Sep 01, 2012)
	1	Ross, Rashad (Arizona State) at Colorado (Oct 11, 2012)
	1	Dunn, Reggie (Utah) vs WASHINGTON STATE (11/03/12)
Combined PR/KR yards	251	Lee, Marqise (USC) vs OREGON (Nov 03, 2012) [0pr-251kr]
	222	Dunn, Reggie (Utah) vs CALIFORNIA (10/27/12) [0pr-222kr]
Interceptions	3	Price, Sheldon (UCLA) vs HOU (Sep 15, 2012)
	3	Poyer, Jordan (Oregon State) vs WASHINGTON STATE (Oct 06, 2012)
	3	Jackson, Kamero (California) vs UCLA (Oct 06, 2012)
Interception return yds	121	Reynolds,E (Stanford) vs DUKE (9/8/12)
	70	Darby, Alden (Arizona State) at USC (Nov 10, 2012)
Interception return avg	60.5	Reynolds,E (Stanford) vs DUKE (9/8/12) [2-121]
	27.0	Ekpre-Olomu, I. (Oregon) vs ARIZONA (09/22/12) [2-54]
Longest interception rtn	71	Reynolds,E (Stanford) vs DUKE (9/8/12)
	70	Darby, Alden (Arizona State) at USC (Nov 10, 2012)
Interception return TDs	1	Kruger, Joe (Utah) vs NORTHERN COLORADO (08/30/12)
	1	Pullard, Hayes (USC) vs HAWAI'I (Sep 01, 2012)
	1	Magee, Brandon (Arizona State) vs NORTHERN ARIZONA (Aug 30, 2012)
	1	Anthony, Marc (California) vs SOUTHERN UTAH (Sep 08, 2012)
	1	McKnight, J. (Arizona) vs OKLAHOMA STATE (09-08-2012)
	1	Reynolds,E (Stanford) vs DUKE (9/8/12)
	1	Peters, Marcus (Washington) vs PORTLAND STATE (09/15/12)
	1	Hill, Troy (Oregon) vs ARIZONA (09/22/12)
	1	Ekpre-Olomu, I. (Oregon) vs ARIZONA (09/22/12)
	1	Murphy,T (Stanford) at Washington (09/27/12)
	1	Patterson, A. (Oregon) at Washington State (Sep 29, 2012)
	1	Patterson, A. (Oregon) vs WASHINGTON (10/06/12)
	1	Robey, Nickell (USC) at Utah (Oct 04, 2012)
	1	Poyer, Jordan (Oregon State) at BYU Cougars (Oct 13, 2012)
	1	Jones, Anthony (Arizona State) vs OREGON (Oct 18, 2012)
	1	Reynolds,E (Stanford) vs WASHINGTON STATE (10/27/12)
	1	Reynolds,E (Stanford) at Colorado (Nov 03, 2012)
	1	Darby, Alden (Arizona State) at USC (Nov 10, 2012)
All-purpose yards	469	Lee, Marqise (USC) at Arizona (10-27-2012)
	408	Lee, Marqise (USC) vs OREGON (Nov 03, 2012)
Tackles	20.0	Clay, Michael (Oregon) vs STANFORD (11/17/12) [10-10]
	17.0	Kendricks, Eric (UCLA) at Arizona State (Oct 27, 2012) [11-6]
	17.0	Bucannon, Deone (Washington State) at Arizona State (Nov 17, 2012) [11-6]
Sacks	3.5	Breslin, Morgan (USC) vs CALIFORNIA (Sep 22, 2012) [3-1]
	3.0	Sutton, Will (Arizona State) at California (Sep 29, 2012) [3-0]
	3.0	Crichton, Scott (Oregon State) vs WASHINGTON STATE (Oct 06, 2012) [3-0]
Tackles for loss	4.5	Breslin, Morgan (USC) vs CALIFORNIA (Sep 22, 2012) [4-1]
	4.5	Holmes, Damien (UCLA) at Colorado (Sep 29, 2012) [4-1]

**2012 Pac-12  
Individual Stellar Games Through games of Nov 19, 2012**

**200-Yard Rushing Performances**

- 366 Carey, K. (Arizona) vs COLORADO (11-10-2012)
- 321 Barner, Kenjon (Oregon) at USC (Nov 03, 2012)
- 217 Franklin, J. (UCLA) vs NEBRASKA (Sep 08, 2012)
- 214 Franklin, J. (UCLA) at Rice (Aug 30, 2012)
- 204 Carey, K. (Arizona) at Utah (11/17/12)
- 201 Barner, Kenjon (Oregon) vs FRESNO STATE (Sep 08, 2012)

**100-Yard Rushing Performances**

- 366 Carey, K. (Arizona) vs COLORADO (11-10-2012)
- 321 Barner, Kenjon (Oregon) at USC (Nov 03, 2012)
- 217 Franklin, J. (UCLA) vs NEBRASKA (Sep 08, 2012)
- 214 Franklin, J. (UCLA) at Rice (Aug 30, 2012)
- 204 Carey, K. (Arizona) at Utah (11/17/12)
- 201 Barner, Kenjon (Oregon) vs FRESNO STATE (Sep 08, 2012)
- 195 Barner, Kenjon (Oregon) at Washington State (Sep 29, 2012)
- 189 Taylor,S (Stanford) at California (Oct 20, 2012)
- 189 Sankey, Bishop (Washington) at California (Nov 2, 2012)
- 172 Carey, K. (Arizona) vs WASHINGTON (10-20-2012)
- 171 Franklin, J. (UCLA) vs USC (Nov 17, 2012)
- 164 Franklin, J. (UCLA) at Arizona State (Oct 27, 2012)
- 163 McNeal, Curtis (USC) vs ARIZONA STATE (Nov 10, 2012)
- 162 Franklin, J. (UCLA) vs ARIZONA (Nov 03, 2012)
- 161 Woods, Storm (Oregon State) at Arizona (09-29-2012)
- 161 Taylor,S (Stanford) at Oregon (11/17/12)
- 161 McNeal, Curtis (USC) at UCLA (Nov 17, 2012)
- 160 Bigelow, Brenda (California) at Ohio State (Sep 15, 2012)
- 160 Anderson, C.J. (California) vs WASHINGTON (Nov 2, 2012)
- 158 Redd, Silas (USC) vs CALIFORNIA (Sep 22, 2012)
- 156 Sankey, Bishop (Washington) vs UTAH (11/10/12)
- 155 Redd, Silas (USC) at Washington (Oct 13, 2012)
- 153 Taylor,S (Stanford) vs USC (9/15/12)
- 151 Anderson, C.J. (California) vs UCLA (Oct 06, 2012)
- 147 Carey, K. (Arizona) vs TOLEDO (09-01-2012)
- 147 Powell,Christia (Colorado) vs SACRAMENTO STATE (Sep 08, 2012)
- 146 Ward, Terron (Oregon State) vs ARIZONA STATE (Nov 03, 2012)
- 144 Sankey, Bishop (Washington) vs STANFORD (09/27/12)
- 143 Barner, Kenjon (Oregon) at Arizona State (Oct 18, 2012)
- 142 Taylor,S (Stanford) vs ARIZONA (10/6/12)
- 142 White, John (Utah) at Washington (11/10/12)
- 139 Sankey, Bishop (Washington) at Colorado (Nov 17, 2012)
- 137 Powell,Christia (Colorado) at Arizona (11-10-2012)
- 135 Mariota, Marcus (Oregon) at Arizona State (Oct 18, 2012)
- 134 Sofele, Isi (California) vs OREGON (Nov 10, 2012)
- 132 Carey, K. (Arizona) at Stanford (10/6/12)
- 128 Ward, Terron (Oregon State) vs CALIFORNIA (Nov 17, 2012)
- 126 Carey, K. (Arizona) vs OKLAHOMA STATE (09-08-2012)
- 125 Marshall, Byron (Oregon) vs TENNESSEE TECH (09/15/12)
- 122 Barner, Kenjon (Oregon) vs WASHINGTON (10/06/12)
- 121 Powell,Christia (Colorado) at Oregon (10/27/12)

**2012 Pac-12  
Individual Stellar Games Through games of Nov 19, 2012**

119 White, John (Utah) vs NORTHERN COLORADO (08/30/12)  
119 Carey, K. (Arizona) vs USC (10-27-2012)  
116 Taylor,S (Stanford) vs SAN JOSE STATE (8/31/12)  
115 McNeal, Curtis (USC) vs CALIFORNIA (Sep 22, 2012)  
115 Carey, K. (Arizona) vs OREGON STATE (09-29-2012)  
114 Taylor,S (Stanford) vs OREGON STATE (11/10/12)  
112 Anderson, C.J. (California) at Washington State (Oct 12, 2012)  
112 White, John (Utah) vs ARIZONA (11/17/12)  
111 Franklin, J. (UCLA) at Colorado (Sep 29, 2012)  
110 Franklin, J. (UCLA) vs HOU (Sep 15, 2012)  
107 Grice, Marion (Arizona State) vs NORTHERN ARIZONA (Aug 30, 2012)  
107 Redd, Silas (USC) at Syracuse (Sep 08, 2012)  
105 Jones, Tony (Colorado) at Washington State (Sep 22, 2012)  
105 Sofele, Isi (California) vs ARIZONA STATE (Sep 29, 2012)  
105 White, John (Utah) vs CALIFORNIA (10/27/12)  
104 Sofele, Isi (California) vs SOUTHERN UTAH (Sep 08, 2012)  
104 Sankey, Bishop (Washington) at Oregon (10/06/12)  
104 Barner, Kenjon (Oregon) vs COLORADO (10/27/12)  
104 Sofele, Isi (California) at Oregon State (Nov 17, 2012)  
103 Sankey, Bishop (Washington) vs PORTLAND STATE (09/15/12)  
102 Thomas, D. (Oregon) vs FRESNO STATE (Sep 08, 2012)  
102 Franklin, J. (UCLA) at California (Oct 06, 2012)  
102 Taylor,S (Stanford) at Notre Dame (Oct 13, 2012)  
101 White, John (Utah) vs WASHINGTON STATE (11/03/12)  
100 Scott, M. (Arizona) vs USC (10-27-2012)

**Number of 100-Yard Rushing Performances**

Carey, K., Arizona - 8  
Franklin, J., UCLA - 8  
Taylor,S, Stanford - 7  
Barner, Kenjon, Oregon - 6  
Sankey, Bishop, Washington - 6  
White, John, Utah - 5  
Sofele, Isi, California - 4  
Anderson, C.J., California - 3  
McNeal, Curtis, USC - 3  
Powell,Christia, Colorado - 3  
Redd, Silas, USC - 3  
Ward, Terron, Oregon State - 2  
Bigelow, Brenda, California - 1  
Grice, Marion, Arizona State - 1  
Jones, Tony, Colorado - 1  
Mariota, Marcus, Oregon - 1  
Marshall, Byron, Oregon - 1  
Scott, M., Arizona - 1  
Thomas, D., Oregon - 1  
Woods, Storm, Oregon State - 1

**2012 Pac-12  
Individual Stellar Games Through games of Nov 19, 2012**

**500-Yard Passing Performances**

None

**400-Yard Passing Performances**

- 493 Barkley, Matt (USC) at Arizona (10-27-2012)
- 491 Scott, M. (Arizona) at Stanford (10/6/12)
- 484 Barkley, Matt (USC) vs OREGON (Nov 03, 2012)
- 433 Mannion, Sean (Oregon State) at Arizona (09-29-2012)
- 403 Scott, M. (Arizona) vs OREGON STATE (09-29-2012)
- 403 Tuel, Jeff (Washington State) at Stanford (10/27/12)
- 401 Halliday, C. (Washington State) vs COLORADO (Sep 22, 2012)

**300-Yard Passing Performances**

- 493 Barkley, Matt (USC) at Arizona (10-27-2012)
- 491 Scott, M. (Arizona) at Stanford (10/6/12)
- 484 Barkley, Matt (USC) vs OREGON (Nov 03, 2012)
- 433 Mannion, Sean (Oregon State) at Arizona (09-29-2012)
- 403 Scott, M. (Arizona) vs OREGON STATE (09-29-2012)
- 403 Tuel, Jeff (Washington State) at Stanford (10/27/12)
- 401 Halliday, C. (Washington State) vs COLORADO (Sep 22, 2012)
- 387 Scott, M. (Arizona) vs TOLEDO (09-01-2012)
- 379 Mannion, Sean (Oregon State) at UCLA (Sep 22, 2012)
- 378 Halliday, C. (Washington State) at UNLV (Sep 14, 2012)
- 377 Mariota, Marcus (Oregon) at California (Nov 10, 2012)
- 372 Barkley, Matt (USC) vs HAWAII (Sep 01, 2012)
- 372 Hundley, Brett (UCLA) vs OREGON STATE (Sep 22, 2012)
- 369 Scott, M. (Arizona) vs USC (10-27-2012)
- 360 Nunes, J (Stanford) vs ARIZONA (10/6/12)
- 348 Halliday, C. (Washington State) vs OREGON (Sep 29, 2012)
- 345 Webb, Jordan (Colorado) at Washington State (Sep 22, 2012)
- 332 Vaz, Cody (Oregon State) at BYU Cougars (Oct 13, 2012)
- 330 Halliday, C. (Washington State) vs UCLA (Nov 10, 2012)
- 326 Kelly, Taylor (Arizona State) vs UTAH (Sep 22, 2012)
- 325 Mannion, Sean (Oregon State) vs CALIFORNIA (Nov 17, 2012)
- 320 Scott, M. (Arizona) vs OKLAHOMA STATE (09-08-2012)
- 320 Hundley, Brett (UCLA) vs HOU (Sep 15, 2012)
- 320 Tuel, Jeff (Washington State) vs CALIFORNIA (Oct 12, 2012)
- 315 Kelly, Taylor (Arizona State) vs UCLA (Oct 27, 2012)
- 311 Wilson, Travis (Utah) vs ARIZONA (11/17/12)
- 308 Mariota, Marcus (Oregon) vs TENNESSEE TECH (09/15/12)
- 308 Kelly, Taylor (Arizona State) at Colorado (Oct 11, 2012)
- 305 Hundley, Brett (UCLA) vs NEBRASKA (Sep 08, 2012)
- 304 Mariota, Marcus (Oregon) at USC (Nov 03, 2012)
- 303 Barkley, Matt (USC) at Utah (Oct 04, 2012)
- 301 Barkley, Matt (USC) at UCLA (Nov 17, 2012)

**2012 Pac-12  
Individual Stellar Games Through games of Nov 19, 2012**

**Number of 300-Yard Passing Performances**

Barkley, Matt, USC - 5  
Scott, M., Arizona - 5  
Halliday, C., Washington State - 4  
Hundley, Brett, UCLA - 3  
Kelly, Taylor, Arizona State - 3  
Mannion, Sean, Oregon State - 3  
Mariota, Marcus, Oregon - 3  
Tuel, Jeff, Washington State - 2  
Nunes, J., Stanford - 1  
Vaz, Cody, Oregon State - 1  
Webb, Jordan, Colorado - 1  
Wilson, Travis, Utah - 1

**200-Yard Receiving Performances**

345 Lee, Marqise (USC) at Arizona (10-27-2012)  
259 Hill, A. (Arizona) vs USC (10-27-2012)

**100-Yard Receiving Performances**

345 Lee, Marqise (USC) at Arizona (10-27-2012)  
259 Hill, A. (Arizona) vs USC (10-27-2012)  
197 Lee, Marqise (USC) vs HAWAII (Sep 01, 2012)  
192 Lee, Marqise (USC) at Utah (Oct 04, 2012)  
182 Wilson, Marq. (Washington State) vs OREGON (Sep 29, 2012)  
175 Cooks, Brandin (Oregon State) at UCLA (Sep 22, 2012)  
173 Cooks, Brandin (Oregon State) at BYU Cougars (Oct 13, 2012)  
166 Wheaton, Markus (Oregon State) at Arizona (09-29-2012)  
166 Allen, Keenan (California) at Washington State (Oct 12, 2012)  
165 Hill, A. (Arizona) at Stanford (10/6/12)  
162 Henderson, Ryan (USC) vs OREGON (Nov 03, 2012)  
161 Lee, Marqise (USC) vs ARIZONA STATE (Nov 10, 2012)  
158 Lee, Marqise (USC) at UCLA (Nov 17, 2012)  
157 Lee, Marqise (USC) vs OREGON (Nov 03, 2012)  
154 SeferianJenkins (Washington) at California (Nov 2, 2012)  
150 Wheaton, Markus (Oregon State) at UCLA (Sep 22, 2012)  
149 Cooks, Brandin (Oregon State) at Arizona (09-29-2012)  
148 Evans, S. (UCLA) vs OREGON STATE (Sep 22, 2012)  
141 Toilolo, L (Stanford) vs ARIZONA (10/6/12)  
139 Hill, A. (Arizona) vs TOLEDO (09-01-2012)  
134 Ertz, Z (Stanford) at California (Oct 20, 2012)  
132 Woods, Robert (USC) vs COLORADO (Oct 20, 2012)  
131 Coyle, Chris (Arizona State) vs ILLINOIS (Sep 08, 2012)  
129 Williams, Kasen (Washington) vs STANFORD (09/27/12)  
129 Rodgers, Richar (California) vs UCLA (Oct 06, 2012)  
126 Marks, Gabe (Washington State) at UNLV (Sep 14, 2012)  
125 Huff, Josh (Oregon) at USC (Nov 03, 2012)  
124 Hill, A. (Arizona) vs OKLAHOMA STATE (09-08-2012)  
123 Cooks, Brandin (Oregon State) at Washington (10/27/12)  
123 Ratliff, Bobby (Washington State) vs UCLA (Nov 10, 2012)

**2012 Pac-12  
Individual Stellar Games Through games of Nov 19, 2012**

119 Buckner, D. (Arizona) vs OREGON STATE (09-29-2012)  
116 Buckner, D. (Arizona) vs TOLEDO (09-01-2012)  
116 Cooks, Brandin (Oregon State) vs ARIZONA STATE (Nov 03, 2012)  
114 Evans, S. (UCLA) vs USC (Nov 17, 2012)  
110 Wilson, Marq. (Washington State) at UNLV (Sep 14, 2012)  
110 SeferianJenkins (Washington) at Arizona (10-20-2012)  
109 Huff, Josh (Oregon) at California (Nov 10, 2012)  
108 Myers, Isiah (Washington State) vs CALIFORNIA (Oct 12, 2012)  
108 Wheaton, Markus (Oregon State) vs ARIZONA STATE (Nov 03, 2012)  
108 Williams, Dom. (Washington State) vs UCLA (Nov 10, 2012)  
107 Marks, Gabe (Washington State) vs COLORADO (Sep 22, 2012)  
107 Foster, D.J. (Arizona State) vs UCLA (Oct 27, 2012)  
106 Ertz,Z (Stanford) at Washington (09/27/12)  
106 Ertz,Z (Stanford) at Oregon (11/17/12)  
103 Spruce, Nelson (Colorado) at Washington State (Sep 22, 2012)  
103 Lee, Marqise (USC) vs COLORADO (Oct 20, 2012)  
101 Grice, Marion (Arizona State) at Colorado (Oct 11, 2012)  
101 Harper, Chris (California) vs WASHINGTON (Nov 2, 2012)  
101 Thomas, D. (Oregon) at California (Nov 10, 2012)  
100 Lee, Marqise (USC) at Stanford (9/15/12)  
100 Wilson, Marq. (Washington State) at Stanford (10/27/12)  
100 Wheaton, Markus (Oregon State) at Stanford (11/10/12)

**Number of 100-Yard Receiving Performances**

Lee, Marqise, USC - 8  
Cooks, Brandin, Oregon State - 5  
Hill, A., Arizona - 4  
Wheaton, Markus, Oregon State - 4  
Ertz,Z, Stanford - 3  
Wilson, Marq., Washington State - 3  
Buckner, D., Arizona - 2  
Evans, S., UCLA - 2  
Huff, Josh, Oregon - 2  
Marks, Gabe, Washington State - 2  
SeferianJenkins, Washington - 2  
Allen, Keenan, California - 1  
Coyle, Chris, Arizona State - 1  
Foster, D.J., Arizona State - 1  
Grice, Marion, Arizona State - 1  
Harper, Chris, California - 1  
Henderson, Ryan, USC - 1  
Myers, Isiah, Washington State - 1  
Ratliff, Bobby, Washington State - 1  
Rodgers, Richar, California - 1  
Spruce, Nelson, Colorado - 1  
Thomas, D., Oregon - 1  
Toilolo,L, Stanford - 1  
Williams, Dom., Washington State - 1  
Williams, Kasen, Washington - 1  
Woods, Robert, USC - 1